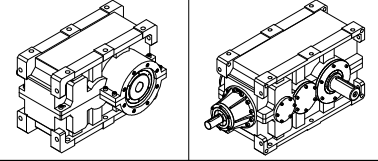


• Tanıtım (Introduction)	2
• Genel Bilgiler (General Information)	3
• *Tip Tanımlaması (Type Designation)	4
• *Mil Pozisyonları (Shaft Arrangements)	5
• *Servis Faktörü (Service Factor)	6
• *Yük Sınıflandırması (Load Classification)	7
• *Yağlama (Lubrication)	8
• *Bakım (Maintenance)	9
• Yağlar (Lubricants)	10
• Montaj Pozisyonları (Mounting Positions)	11
• Yağ Miktarları (Lubrications Volume)	13
• Redüktör Dönüş Yönleri (Direction of Rotation)	15
• Güç Devir Tabloları (Performance Tables)	16
• Ölçü Tabloları (Dimension Pages)	52



TANITIM

Makine imalatı ve sanayide kullanılan redüktörlerimizin; sessiz çalışmasını, uzun ömürlü ve yüksek verimli olmasını sağlayan gövdeler ve dişli grubu elemanları, ileri teknoloji ile donatılmış geniş makine parkımızda bulunan CNC Dik İşlem Merkezleri, CNC Torna, Dişli Profil Taşlama, Silindirik, Taşlama ve Sonsuz Vida Taşlama tezgahlarında yüksek hassasiyetle işlenmektedir.

Gelişen teknoloji ve ihtiyaçlar, mevcut ürünlerin optimizasyonunu ve yeni ürünlerin tasarımını zorunlu kılmıştır. Bu sebeple AR-GE çalışmalarına önem veren firmamızın bu yöndeki yatırımları gün geçtikçe artmakta, CAD (Bilgisayar Destekli Tasarım) ortamında yeni modeller tasarlanmakta ve bu yeni ürünlerin gövdeleri ve dişli gruplarının analizleri CAE yardımıyla yapılmakta böylece gövde ve dişli mukavemetleri hızlı ve güvenilir şekilde tespit edilmektedir.

İç pazarda kalitesiyle, hızlı hizmet anlayışı, müşterilerine verdiği güven, hızlı hizmet anlayışı ve sağladığı ürün garantisıyla hızla yükselen EGE REDÜKTÖR markası, Avrupa' ya ve Orta Doğu ülkelerine yaptığı ihracatlarla yurt dışı pazarında da kendini kanıtlayarak aranan bir marka haline gelmiştir.

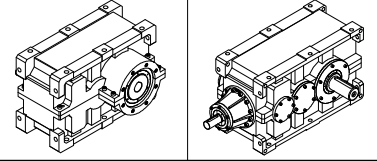
INTRODUCTION

The trunks and gear group elements which cause the gearboxes (which are used for the production of machine industry) to operate silently, and to be long lasting and be productive are present in our vast machine park which is equipped with high technology. The worm gear grinding workbenches are processed with high sensitivity.

The developing technology and requirements have made the designation of new products and the optimization of available products mandatory. Because of this increases the investments of our company in order to display achievements in the field of research and development which is highly esteemed by the company. New models are designed with CAD and analysis of gear groups of the new products are made with the help of CAE; this causes the resistance of the trunks and gear groups to be determined in fast and secure way.

The brand "Ege Redüktör" has experienced a rapid achievement with its quality which displays itself in the local market, and its rapid service perceptiveness. It has also turned out to be a prominent brand, by having proved itself in the foreign market by carrying out exportations to countries in Europe and the Middle East.





GENEL BİLGİLER

Seri üretimimizi oluşturan çeşitli hizmet ihtiyaçlarını karşılayan başlıca ürünler;

1. Monoblok Gövdeye Sahip Ayalı/Flanşlı Seçenekleri Bulunan Helisel Dişli Yardımı İle Aktarım Yapan Giriş Ve Çıkış Milleri Aynı Düzlemde Ve Birbirine Paralel Uzanan Motorlu (Yada Motorsuz) Redüktörler ~ MRA ~ MRF ~ MTA ~ MTF
2. Ayaklı / Flanşlı Helisel Dişlili Motorlu (ya da Motorsuz) Redüktörler ~ A-F-T
3. Sonsuz Vidalı Döküm ve Alüminyum Gövdeli Redüktörler ~ ERS
4. Delik Şaftlı Tek ve Çift Kademeli Redüktörler ~ EP
5. D Tip Monoblok Gövdeli Delik Şaftlı Redüktörler ~ ED
6. Yatık Paralel Milli ve Yatık Paralel Milli Ekstruder Tip Redüktörler ~ K ve EK redüktörler olarak sıralanmaktadır.

"Ege Redüktör Markası" ile üretilen redüktörlerin gövdeleri; pik ve alüminyum döküm olmak üzere iki çeşittir. Alüminyum enjeksiyon gövdeler; ETI-AL 171 malzemesinden ve metal enjeksiyon makinalarında, pik döküm gövdeler ise GG24 malzemededen imal edilmektedir.

Redüktörlerde kullanılan "Helisel Dişliler" ve "Sonsuz Vidalar" 8620 (21NiCrMo2) sementasyon çeliğinden imal edilmekte ve 58 ~ 60 HRC değerinde sertleştirilmektedir.

Dişlilere sementasyon işlemi uygulandıktan sonra profilleri taşlanarak, redüktörlerin sessiz çalışması, uzun ömürlü yüksek verimli ve yüksek mukavemetli olması sağlanır.

Sonsuz vida çark dişlileri; GGG50 sfero çıkış mili üzerine CuSn12 Bronz alaşımının dökülmesiyle elde edilen yekpare bir yapıdır. Bu yapı sayesinde farklı yönde etki eden yüklere karşı oldukça mukavim sistem elde edilmiş olur.

Redüktörün çalışma sıcaklığı -30 0C' den düşük 60 0C' den yüksek olması durumunda özel keçeler kullanılması gerekmektedir.

0 °C' nin altında çalışan redüktörlerin de özel gereksinimleri vardır.

GENERAL INFORMATIONS

The main products which composes our serial manufacture to handle with various duty requirements compiled as;

1. "Monoblok" Gearbox Can Be Connected To The Machine By Using The Foot Or Flange On The Gearbox. The Input And Output Shafts Are Parallel To Each Other And On The Same Plane. The Gearbox Can Be Motorized (Or Non Motorized) ~ MRA ~ MRF ~ MTA ~ MTF
2. Foot / Flange Mounted Helical Geared Motorized (or Non - Motorized) Gearboxes ~ A-F-T
3. Worm Geared Gearboxes With Cast Iron and Aluminum Injection Body
4. Hollow Shaft, Single or Double Stage Gearboxes ~ EP
5. D Type Hollow Shaft Gearboxes With Monoblock Body ~ ED
6. Horizontal Parallel Axle and Extruder Parallel Axle Type Gearboxes ~ K and EK

The bodies of the gearboxes manufactured as the trade mark of "Ege Redüktör Mak. San" are two types as cast iron and aluminum die casting. Aluminum injection bodies are made by the material ETI-AL 171 and by die casting moulding, cast iron bodies are made by the material GG24.

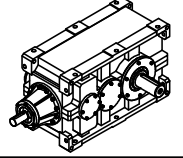
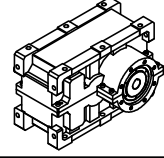
The "Helical Gears" and "Worm Gears" used in the gearboxes are made by 8620 (21NiCrMo2) case hardening steel and hardened to the value of 58 ~ 60 HRC.

After case hardening the gears the teeth profiles are grinding so the gearboxes become silent, long lived, high efficiency.

Worm gear cogwheels are monobloc bodies made by, over GGG50 output shaft, CuSn12 Bronze alloy. By this body we have a quite durable system to the loads which effects from different directions.

When the temperture of the gearboxes operating ambient is lower than - 30 0C and higher than 60 0C then special seals must be used.

The gearboxes which work under 0 °C needs special requirements. These are:

**✓ TİP TANIMLAMALARI:****Helisel Dişli Yatık Endüstriyel Tip Redüktörler :**

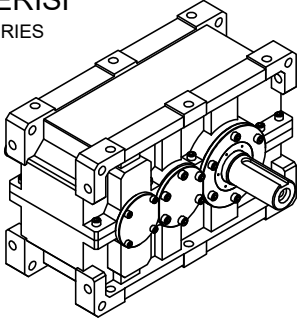
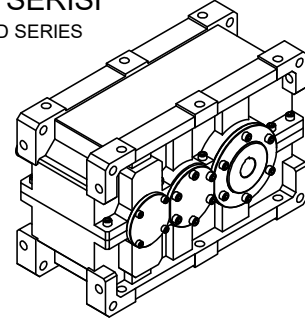
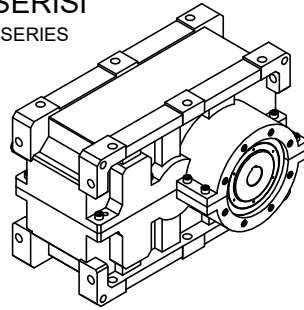
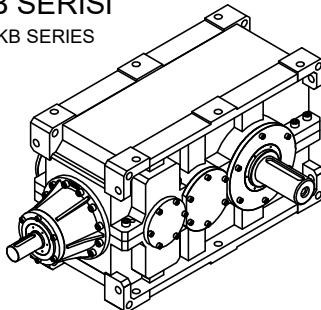
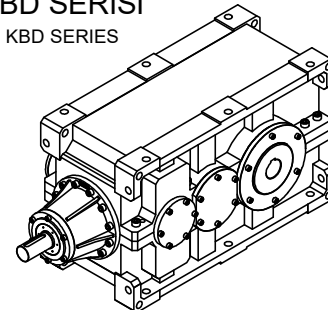
K... Helisel dişli yatık endüstriyel tip redüktörler , giriş milli , çıkış milli / Helical gear type horizontal industrial gear unit, solid input shaft , solid output shaft.

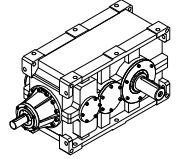
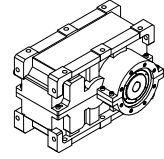
KD... Helisel dişli yatık endüstriyel tip redüktörler , giriş milli , çıkış delik milli/ Helical gear type horizontal industrial gear unit, solid input shaft , hollow shaft output.

KB... Konik girişli helisel dişli yatık endüstriyel tip redüktörler , giriş milli , çıkış milli / Helical gear type horizontal industrial gear unit with bevel stage input, solid input shaft , solid output shaft.

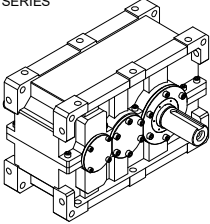
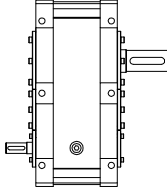
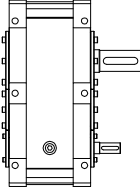
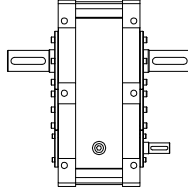
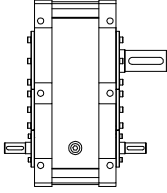
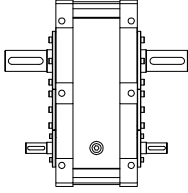
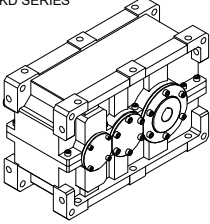
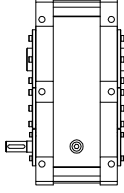
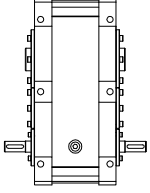
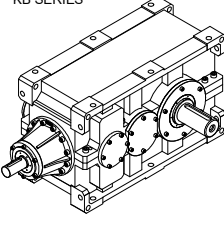
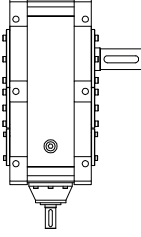
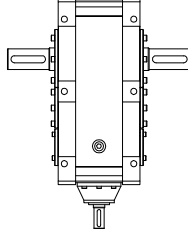
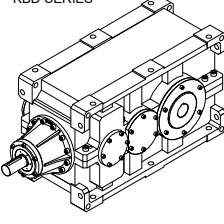
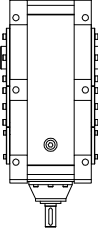
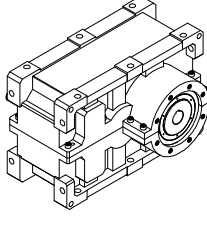
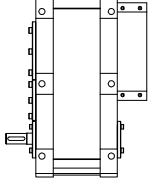
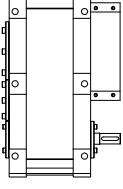
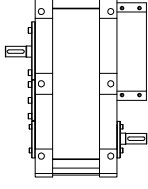
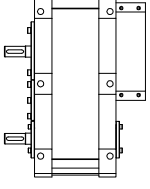
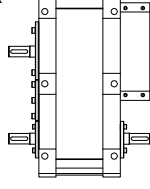
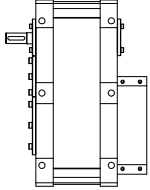
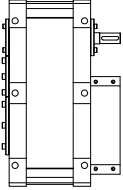
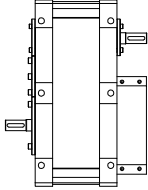
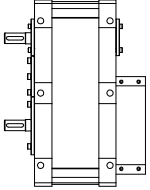
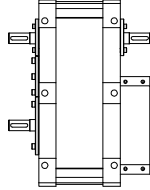
KBD... Konik girişli helisel dişli yatık endüstriyel tip redüktörler , giriş milli , çıkış delik milli / Helical gear type horizontal industrial gear unit with bevel stage input, solid input shaft , hollow shaft output.

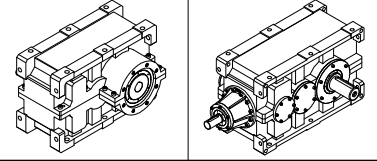
EK... Helisel dişli yatık endüstriyel ekstruder tip redüktörler , giriş milli , çıkış delik milli / Helical gear type horizontal industrial extruder gear unit, solid input shaft , hollow shaft output.

✓ TYPE DESCRIPTIONS:**Helical Gear Type Horizontal Industrial Units :****K SERİSİ**
K SERIES**KD SERİSİ**
KD SERIES**EK SERİSİ**
EK SERIES**KB SERİSİ**
KB SERIES**KBD SERİSİ**
KBD SERIES



✓ **MİL POZİSYONLARI / SHAFT ARRANGEMENTS:**

TİP / TYPE0102030405
K SERİSİ K SERIES 					
KD SERİSİ KD SERIES 					
KB SERİSİ KB SERIES 					
KBD SERİSİ KBD SERIES 					
EK SERİSİ EK SERIES 	R 	R 	R 	R 	R 
	L 	L 	L 	L 	L 



✓ **SERVİS FAKTÖRÜ:**

Redüktörlerin çalışma şartlarına bağlı olarak üzerlerine gelen farklı kuvvetler nedeniyle farklı yüklerle maruz kalırlar. Uzun yıllar boyu gözlenen çalışma şartlarına bağlı olarak yapılan hesaplamalar; güç kaynağı ile tahrik edilen tarafta bulunan makina ve makina elemanlarının cinsine göre farklı değerlerde emniyet katsayılarını kullanma zorunluluğunu gündeme getirmiştir.

İşte bu redüktörün, çalıştığı şartlar ile uyumlu olması için gerekli olan emniyet katsayısı "Servis Faktörü" dür.

Servis faktörünü etkileyen parametreler:

1. Yük Sınıfı
2. Saatteki Start Sayısı
3. Günlük Çalışma Süresi
4. Redüktörün Tahrik Tipi

olarak sıralanabilir. Bu özelliklerden de anlaşılacağı gibi servis faktörü, bir redüktörün karakteristiğini ortaya koyan bir kavramdır.

✓ **SERVICE FACTOR:**

Gearboxes exposure different types of loads causing different operating conditions. Experiences of a long time period has shown us to consider diferent values of service coefficient due todifferent power supply and machine equipment.

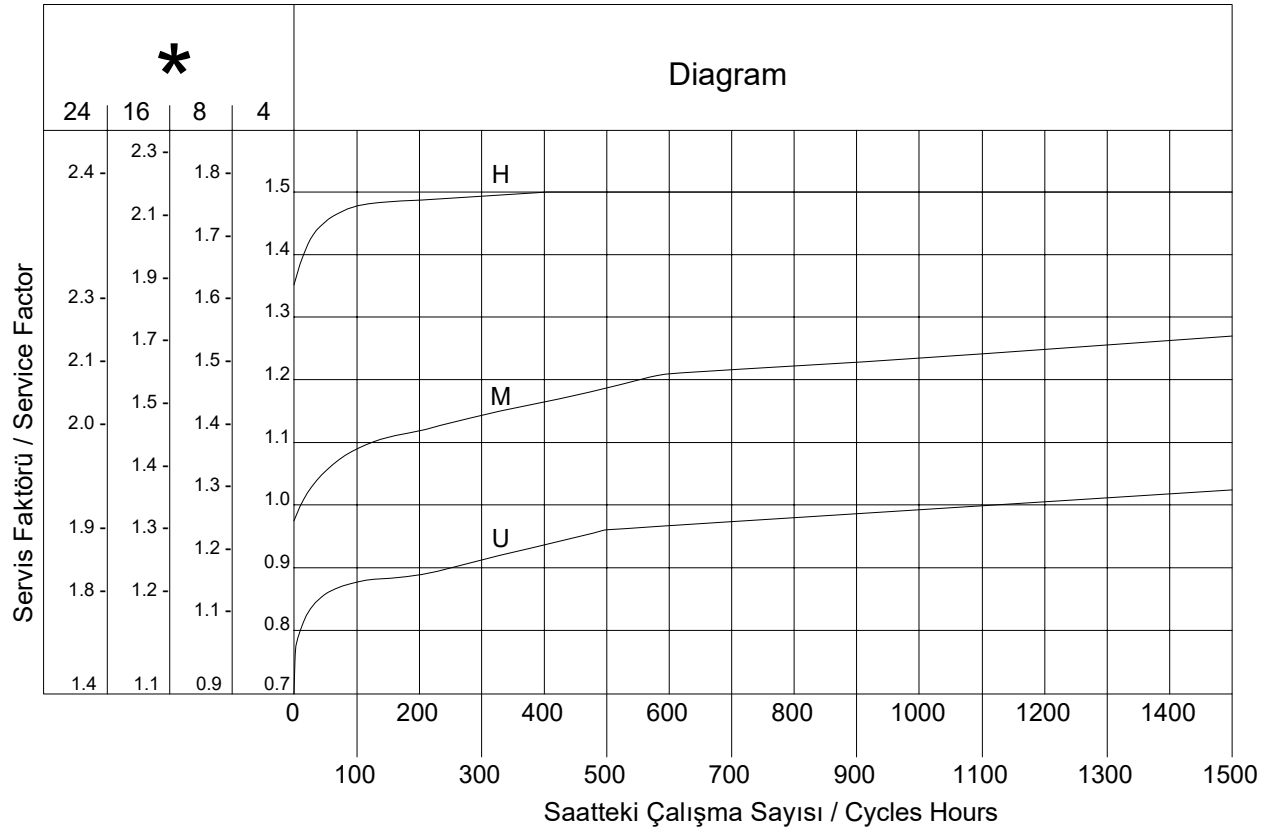
The safety coefficient which is important for concordance of operating conditions and gearboxes called "Service Factor".

The parameters which effects service factor:

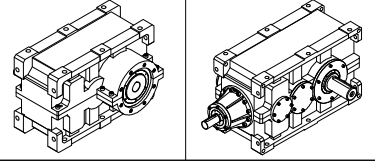
1. Load classification
2. Number of start per hour
3. Daily operating time
4. Type of gearboxes turning on

As understood by these parameters, service factor is a concept which explains the character of a gearbox.

- * Günde Çalışma Süresi (saat / gün)
- * Operating Time Hours (hours / day)



- U** : Düzgün ve sabit yükler / Uniform loads
- M** : Orta darbeli yükler / Moderate loads
- H** : Ağır darbeli yükler / Heavy shock loads



✓ YÜK SINIFLANDIRMASI:

Krenler	
U	Kaldırma Dişlileri Planga Dişlileri
M	Bomlu Vinç Dişlileri Yana Döndürme Dişlileri
H	Yürütme Dişlileri

Pompalar	
U	Santrifüj Pompalar (İnce Sıvı)
M	Santrifüj Pompalar (Yarı Sıvı)
H	Basınçlı Pompalar Yana Döndürme Dişlileri

Taş ve Kil İşleme Makineleri	
H	Çekiçli Değirmenler Döner Fırınlr Dövücü Değirmenler Kırcılar Kürelî Değirmenler Tuğla Presi Tüp Değirmenler

Tekstil Makineleri	
M	Basma ve Boyama Makineleri Dokuma Tezgahları Hallaç Makineleri Harman Makineleri Taneleme (Debegat) Makineleri

Yağ Sanayi	
M	Besleme Pompaları Döner Delme Teçizatları

Yiycek Sanayi	
M	Kutu Bıçaklar Kutu Kaplama Mayalama Tekneleri
H	Kenar Açma

Çamaşır Yıkama Makineleri	
M	Döner Kurutucular Yıkama Makineleri

Hatte Makineleri	
M	Hız Ayarlı Silindirler Sabit Silindirler Sarma Makaraları Tel Çekme Çubuk Kesme Makineleri Döner Tablalar Kabuk Sıyırma Plaka Haddeme Silindir Haddeme
H	Soğuk Haddeme

İnşaat Makineleri	
M	Beton Mikserleri Ağır Yük Asansörleri

Kağıt Makineleri	
H	Islak Presler Kağıt Hamur Makineleri Kurutma Silindirleri Perdahlama Silindirleri

Kauçuk Makineleri	
M	Kalenderler Mikserler Ekstruderler Hamur Karma Makineleri
H	Silindirler

Kimya Sanayi	
M	Agitatörler Kurutma Merdaneleri Mikserler ve Silindirler

Konveyörler	
M	Bant Cepli Konveyörler Çelik Bantlı Konveyörler Dökme Yüklü Kayışlı Konveyörler
H	Yük Asansörleri Parça Yüklü Kayışlı Konveyörler

✓ LOAD SPECIFICATION:

Cranes	
U	Hoist Gears Lifting Gears
M	Defrocking jib Gears Slowing Gears
H	Travelling Gears

Pumps	
U	Centrifugal Pumps (light liquids)
M	Centrifugal Pumps (semi liquids)
H	Pressure Pumps Plunger Pumps

Stone and Clay Working Machines	
H	Hammer Mills Rotary Ovens Rotary Ovens Beater Mills Breakers Ball Mills Brick Presses

Textile Machines	
M	Printing and Dyeing Machines Looms Willow Batchers Tanning Vats

Oil Industry	
M	Pipeline Pumps Rotary Drilling Equipment

Food Industry	
M	Cane Knives Cane Crushers Mach Tubs
H	Cane Mills

Laundries	
M	Tumblers Washing Machines

Metal Rolling Mills	
M	Roller Adjustments Drives Roller Straightened Winding Machines Wire Drawing Benchs Billet Shears Rollers Tables(heavy) Descaling Machines Sheet Mills Manipulators
H	Cold Rolling Mills

Building Machines	
M	Concrete Mixers Hoist

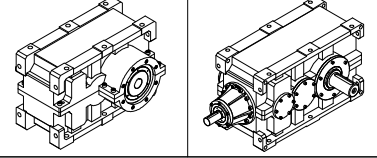
Paper Machines	
H	Wet Presses Pulpers Drying Cylinders Glazing Cylinders

Rubber Machinery	
M	Calenders Mixers Extruders Pug Mills
H	Rolling Mills

Chemical Industry	
M	Agitators Drying Drums Mixers and Rolling Mills

Conveyors	
M	Band Pocket Conveyors Steel Belt Conveyors Belt Conveyors
H	Hoists Bulk Belt Conveyors

U : Düzgün ve sabit yükler / Uniform loads
M : Orta darbeli yükler / Moderate loads
H : Ağır darbeli yükler / Heavy shock loads



✓ YAĞLAMA:

Redüktörde kullanılacak yağ; redüktörün kullanım ortamına, yapılan işleme, devir sayısına bağlı olarak seçilmelidir.

Kullanılan yağın karakteristiğini belirleyen etmenler:

1. Yağ Bazı
2. Viskozite
3. Katkı Maddeleri

1. Yağ Bazı:

Kullanılan yağ sentetik ya da mineral bazlı olabilir.

Sentetik yağların maliyeti, mineral bazlı yağlara göre yüksek olup avantajları aşağıda belirtilmiştir.

1. Düşük sürtünme katsayısına sahiptir böylece yüksek verimle çalışır.
2. Kimyasal yapısını uzun zaman korur, bu da yağ ömrünün uzamasını sağlar.
3. Daha iyi viskozite içeriğine sahip olmasıyla değişik sıcaklık şartlarına daha iyi uyum sağlar.

Madeni yağların, sentetik yağlara tercih edilmesinin sebebi; sentetik yağlarda gözlenen kolay tutuşabilme, zehirlenme, her malzemeye uyum sağlayamama, her katkıyı içinde çözümlenememe ve yüksek fiyat gibi dezavantajlara sahip olmamasıdır.

2. Viskozite:

Redüktörlerde kullanılan yağın viskozitesi ilk çalışma anında yüksektir. Eğer mümkünse, yağ viskozitesini düşürmek amacıyla, redüktör yüksüz olarak birkaç dakika çalıştırılmalıdır.

Kullanılan yağın viskozitesi redüktörün sıcaklığına ve hızına bağlı olarak değişir.

Yüksek viskozite; düşük devirli ve/veya yüksek sıcaklıkta çalışan redüktörler için tavsiye edilir.

Düşük viskozite ise yüksek dönme hızı ve/veya düşük sıcaklıkta çalışan redüktörler için tavsiye edilir.

3. Katkı Maddeleri:

Tüm mineral yağlar; aşınmayı, oksidasyonu ve köpürmeyi önlemek amacıyla katkı maddesi içerirler. Bu katkı maddeleri, çalıştıkları ortam ve makina elemanları için (özellikle yağ keçeleri) bir sorun teşkil etmezler.

✓ LUBRICATION:

The lubricant used in the gearbox must be chosen for the workin ambient, process and the r.p.m.

The parameters which effects on lubricant

1. Lubricant base
2. Viscosity
3. Additive mater

1. Lubricant Content:

The lubricant can be synthetic or mineral content.

Synthetic lubricant is expensive but have the advantages as told below.

1. Its friction coeffeciant is lower so works with high efficiancy.
2. Keeps its chemical structure for long time so it means lond life lubricant.
3. Concordance of various temperture conditions by having a better viscosity content.

Mineral lubricants are prefered to synthetic lubricants have the disadvantage of catching fire easily, botulism, missolve the additives, high cost, mismatch the other maters.

2. Viscosity:

At the begining the viscosity of the lubricant higher. If it is possible to decrease the viscosity gearbox should be turned on for while.

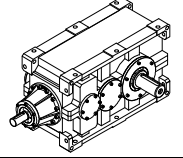
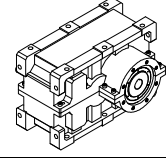
The viscosity of the lubricant changes according to the temperture and speed.

High viscosity; it is recommended for low r.p.m. and / or high temperture of operating ambient.

Low viscosity; it is recommended for high r.p.m. and / or low low temperture of operating ambient .

3. Additive Maters:

All the lubricants contain additives to prevent corrosion, oxidation, frothing. These additives don't cause any problem neither for the operating ambient nor the machine element (esp. for the seals)

**✓BAKIM:**

Mineral yağ kullanılması durumunda; yağ, ilk kullanımdan 500 - 1000 çalışma saati sonra değiştirilmeli ve redüktörün iç kısmı iyi bir şekilde temizlenmelidir. Yağ seviyesi 4000 çalışma saatinden sonra düzenli olarak kontrol edilmelidir ve gerekli ise yağ ilave edilmelidir.

Sentetik yağ kullanılmış ise yağ 12.500 çalışma saatine kadar sorun çıkarmadan çalışır.

Eğer yüksek neme maruz ortamda uzun süre kullanılmadan muhafaza edilecekse bu durumda redüktör yağla doldurulmalı ve tekrar kullanılacağı zaman kullanım seviyesine indirilmelidir.

Çalışma sırasında redüktörün içindeki hava, çalışma şartlarına bağlı olarak genişler ve bu genişleme sonucunda basınç ve buna bağlı olarak sıcaklık artışı gözlenir. İşte bu artışı önlemek amacıyla "havalandırma tapası" kullanılır. Bu yüzden havalandırma tapalarının çalışır durumda olması redüktör ömrü için çok önemlidir.


✓ MAINTENANCE:

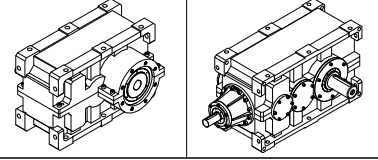
In the case of using mineral lubricant, the lubricant should be changed after 500 - 1000 operating hour period and the inside of the gearbox should be cleaned as well as possible. The level of the lubricant should be checked regularly after a 4000 operating hour period and if it is necessary lubricant should be added.

If the lubricant is synthetic, there isn't any problem by 12.500 operating hour period.

If the gearboxes will kept in the moisture ambient then the reducer should be filled by lubricant and the lubricant level must be decrease when it will be used.

During the operation the air in the gearbox, expands depending on the operating conditions, and this expanding causes the increase of both pressure and temperature. To these events "ventilation plug" is used. Because of this operating of ventilation plug is very important for the gearbox life.










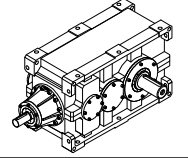
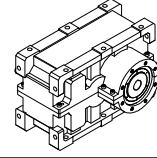


YAĞLAR Lubricant

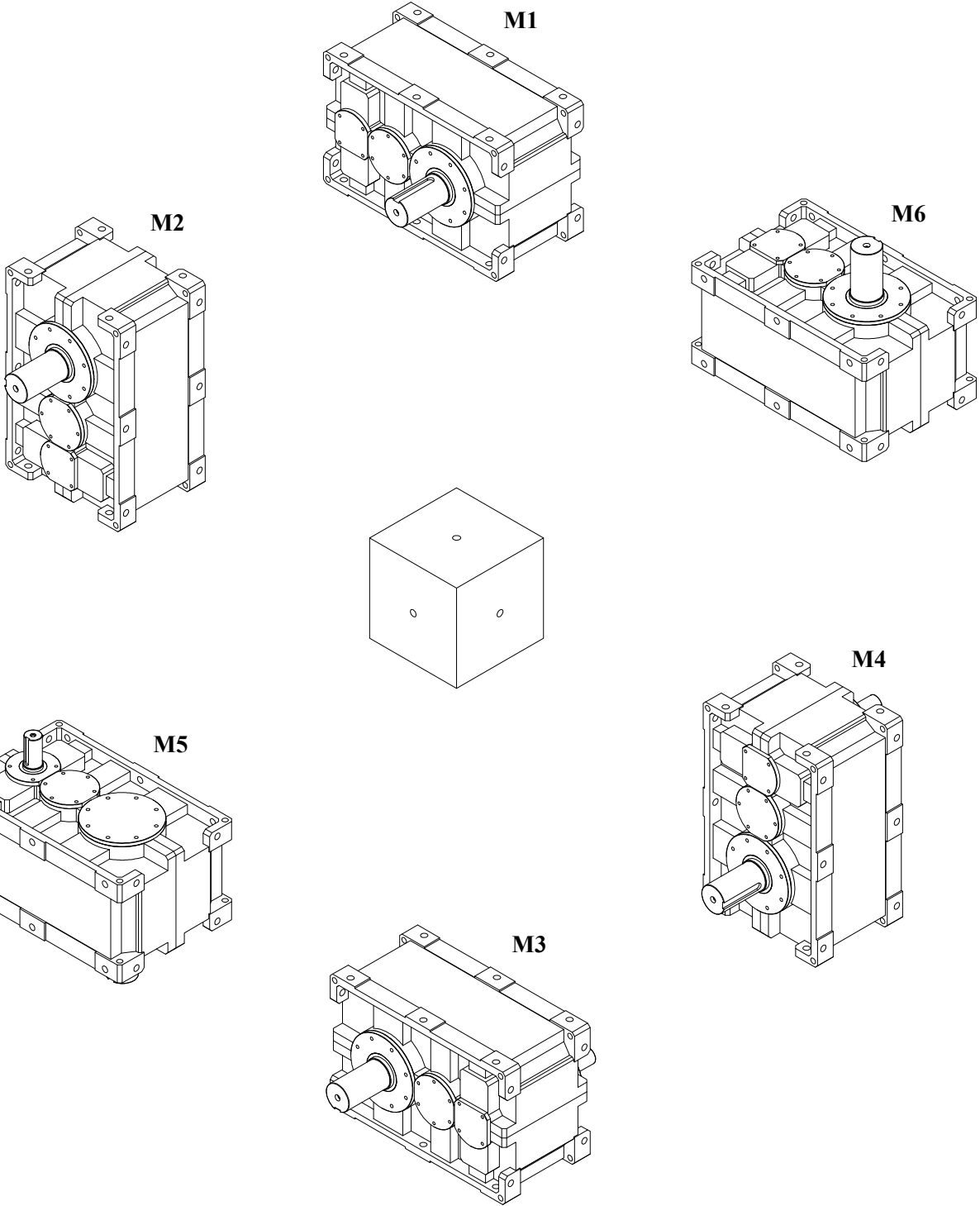
YAĞ CİNSİ LUBRICANT	KULLANIM SICAKLIĞI USAGE TEMPERATURE	ISO VİSKOZİTE SINIFI ISO VISCOSITY CLASS								
MİNERAL YAĞLAR Mineral Oil	0.....+ 100	ISO VG 680	Gravis MP 680	Degol BG 680	Energol GR-XP680	Spartan EP 680	GEM 1 680	Mobilgear Gear 636	Omala 680	Alpha SP 680
	0.....+ 100	ISO VG 460	Gravis MP 460	Degol BG 460	Energol GR-XP460	Spartan EP 460	GEM 1 460	Mobilgear Gear 634	Omala 460	Alpha SP 460
	0.....+ 100	ISO VG 320	Gravis MP 320	Degol BG 320	Energol GR-XP320	Spartan EP 320	GEM 1 320	Mobilgear Gear 632	Omala 320	Alpha SP 320
	-5.....+ 100	ISO VG 220	Gravis MP 220	Degol BG 220	Energol GR-XP220	Spartan EP 220	GEM 1 220	Mobilgear Gear 630	Omala 220	Alpha SP 220
	-5.....+ 100	ISO VG 150		Degol BG 150	Energol GR-XP150	Spartan EP 150	GEM 1 150	Mobilgear Gear 629	Omala 150	Alpha SP 150
	-5.....+ 100	ISO VG 100		Degol BG 100	Energol GR-XP100	Spartan EP 100	GEM 1 100	Mobilgear Gear 627	Omala 100	Alpha SP 100
SENTETİK YAĞLAR Synthetic Oil	-20.....+ 140	ISO VG 680		Degol GS 680	Enersyn SG-XP680		Syntheso D 680 EP	Gylgoyle HE 680		
	-20.....+ 140	ISO VG 460	SP 460	Degol GS 460	Enersyn SG-XP460	Glycolube EP 460	Syntheso D 460 EP	Gylgoyle HE 460	Tivela SD	Alphasyn PG 460
	-25.....+ 140	ISO VG 320		Degol GS 320	Enersyn SG-XP320	Glycolube EP 320	Syntheso D 320 EP	Gylgoyle HE 320		Alphasyn PG 320
	-25.....+ 140	ISO VG 220	SP 220	Degol GS 220	Enersyn SG-XP220		Syntheso D 220 EP	Gylgoyle HE 220	Tivela WB	Alphasyn PG 220
	-30.....+ 140	ISO VG 150		Degol GS 150	Enersyn SG-XP150		Syntheso D 150 EP			Alphasyn PG 150
	-30.....+ 140	ISO VG 100			Enersyn SG-XP100		Syntheso D 100 EP			

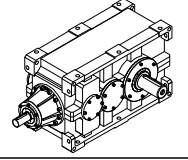
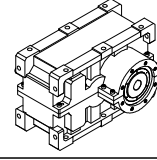
GRESLER Grease

YAĞ CİNSİ LUBRICANT	KULLANIM SICAKLIĞI USAGE TEMPERATURE							
MİNERAL GRESLER Mineral Grease	-20.....+ 120	Degol BG 680	Energol GR-XP680	Spartan EP 680	GEM 1 680	Mobilgear Gear 636	Omala 680	Alpha SP 680
SENTETİK GRESLER Synthetic Grease	-30.....+ 100	Degol BG 460	Energol GR-XP460	Spartan EP 460	GEM 1 460	Mobilgear Gear 634	Omala 460	Alpha SP 460

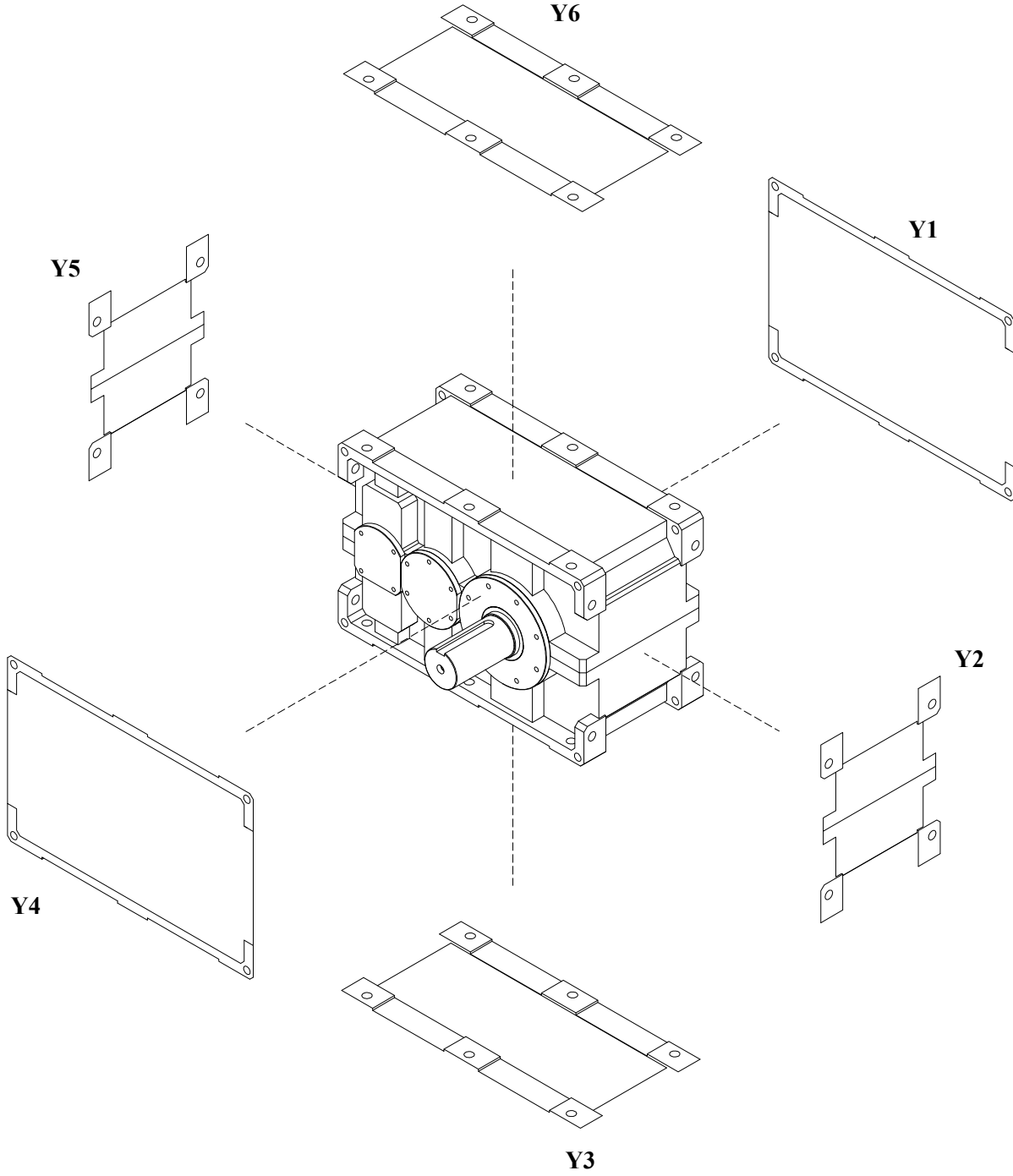


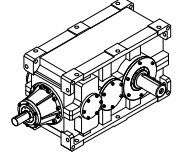
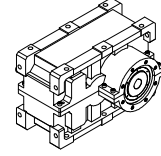
✓ **MONTAJ POZİSYONLARI / MOUNTING POSITIONS :**





✓ **MONTAJ YÜZEYLERİ / MOUNTING SURFACES :**



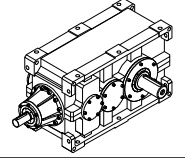
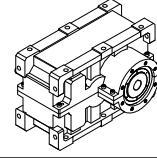


- ✓ **GÖVDE BÜYÜKLÜĞÜNE VE ÇALIŞMA POZİSYONLARINA GÖRE YAĞ MİKTARLARI (lt) :**
 ✓ **Lubricant Volume According To Working Positions and Gearbox Size (lt) :**

TİP TYPE	Pozisyon / Position M1	Pozisyon / Position M2	Pozisyon / Position M3	Pozisyon / Position M4	Pozisyon / Position M5	Pozisyon / Position M6
K250 / KD250	10	13	11	13	10	10
K300 / KD300	13	18	14	21	17	18
K365 / KD365	22	35	22	40	35	37
K430 / KD430	30	50	30	50	40	45
K455 / KD455	35	55	35	60	55	60
K480 / KD480	45	75	45	80	60	70
K550 / KD550	60	100	60	110	90	100

TİP TYPE	Pozisyon / Position M1	Pozisyon / Position M2	Pozisyon / Position M3	Pozisyon / Position M4	Pozisyon / Position M5	Pozisyon / Position M6
KB250 / KBD250	11	15	11	13	10	10
KB300 / KBD300	14	20	16	23	19	20
KB365 / KBD365	24	37	24	42	37	40
KB430 / KBD430	33	53	33	53	43	48
KB455 / KBD455	38	58	38	63	58	63
KB480 / KBD480	50	80	50	85	65	75
KB550 / KBD 550	65	105	65	115	95	105

TİP TYPE	Pozisyon / Position M1	Pozisyon / Position M2	Pozisyon / Position M3	Pozisyon / Position M4	Pozisyon / Position M5	Pozisyon / Position M6
EK250	10	13	11	13	10	10
EK300	13	18	14	21	17	18
EK365	22	35	22	40	35	37
EK430	30	50	30	50	40	45
EK455	35	55	35	60	55	60
EK480	45	75	45	80	60	70
EK550	60	100	60	110	90	100



✓ **GÖVDE BÜYÜKLÜĞÜNE VE ÇALIŞMA POZİSYONLARINA GÖRE YAĞ MİKTARLARI :**
✓ **Lubricant Volume According To Working Positions and Gearbox Size :**

SEMBOLLER :

Yağ Seviye Tespit / Oil Level



Yağ Boşaltma / Oil Drain Plug



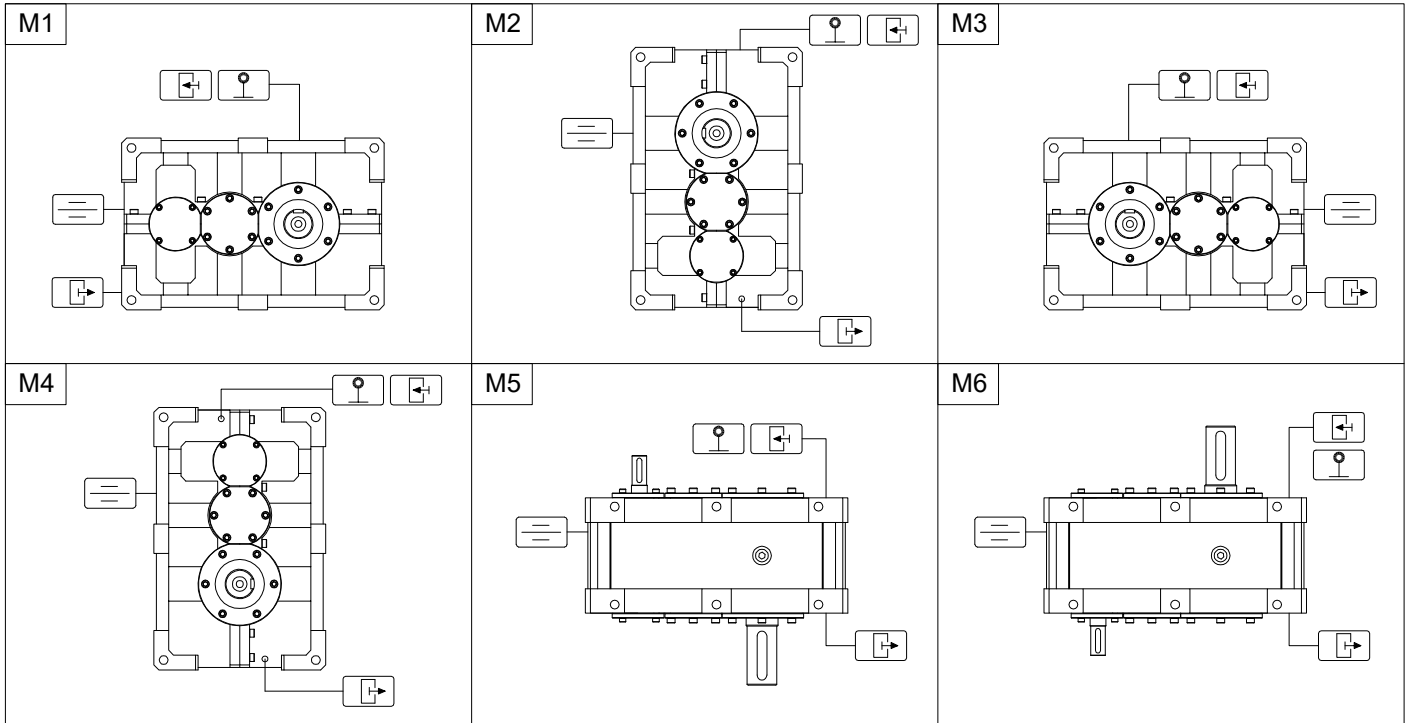
Yağ Doldurma / Oil Filling



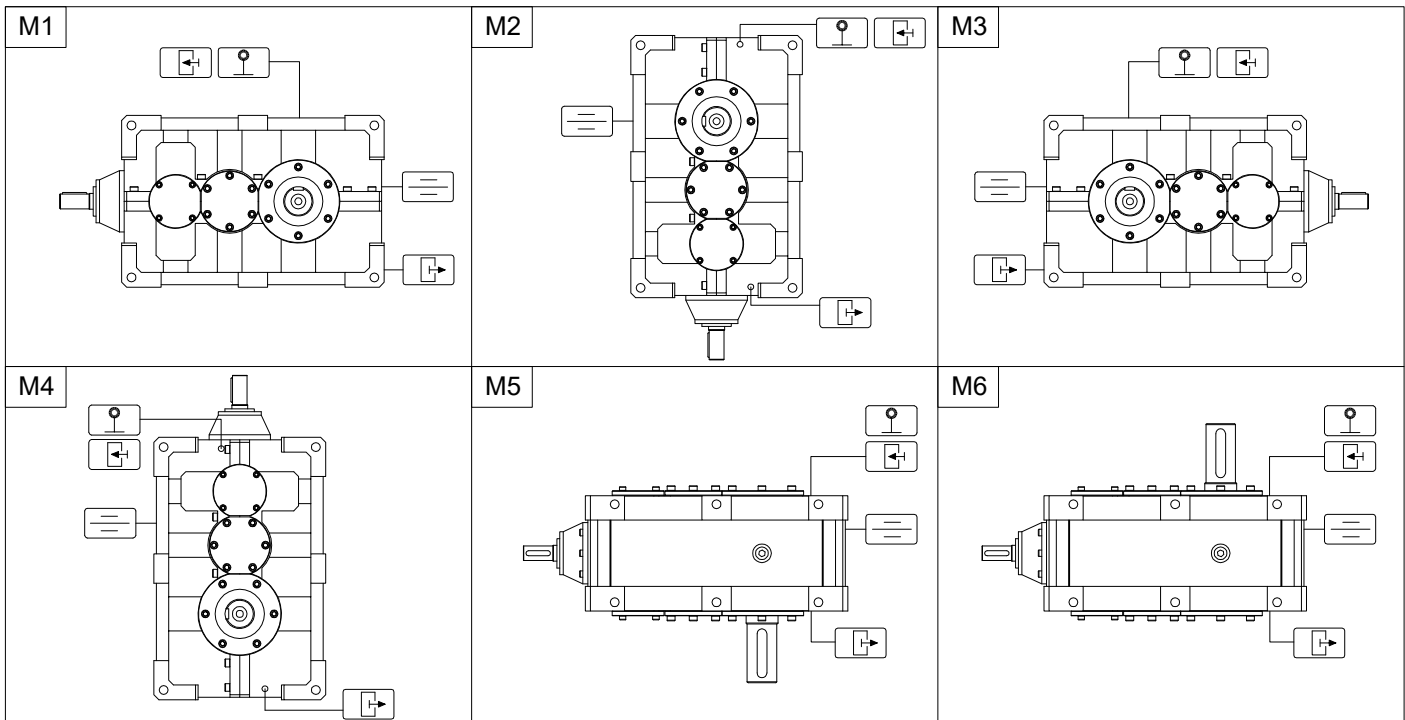
Havalandırma / Vent Plug

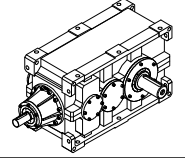
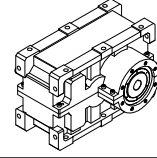


K-KD-EK SERİSİ :

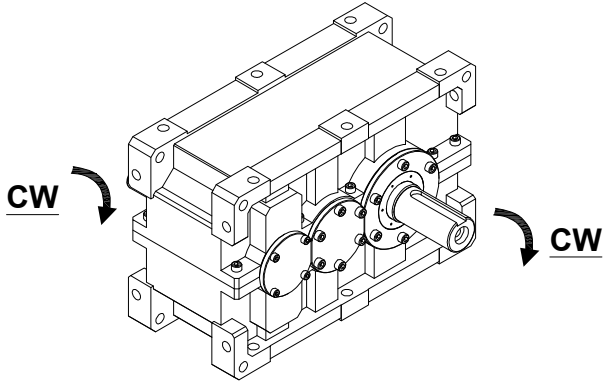


KB-KBD SERİSİ :

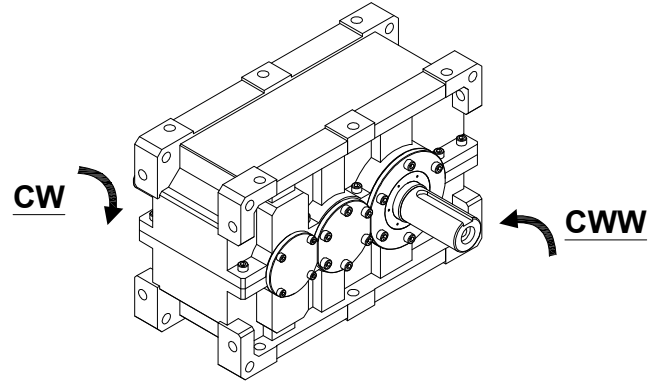


**✓ REDÜKTÖR DÖNÜŞ YÖNLERİ / Direction of Rotation:****CW** : Saat Yönünün Tersİ**CW** : Saat Yönü

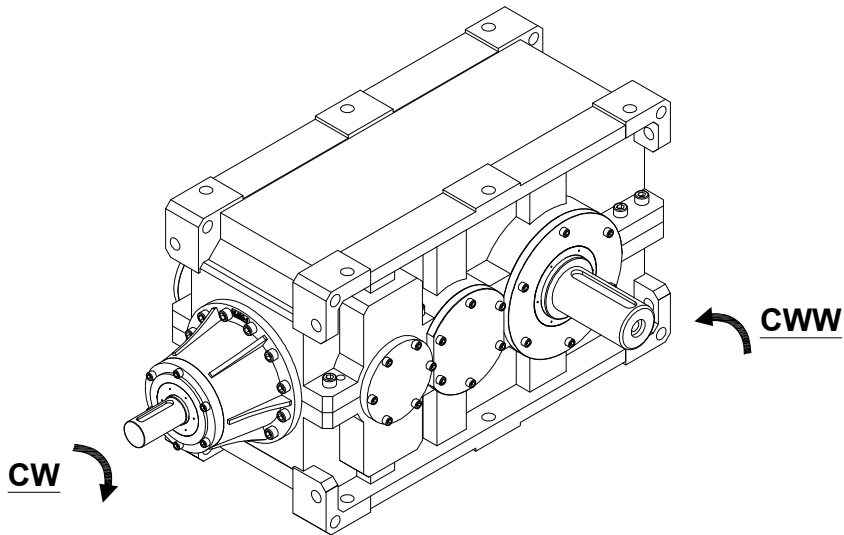
2 Kademe / 2 Stage

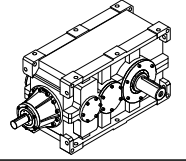
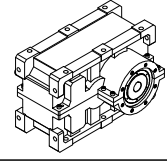


3 Kademe / 3 Stage



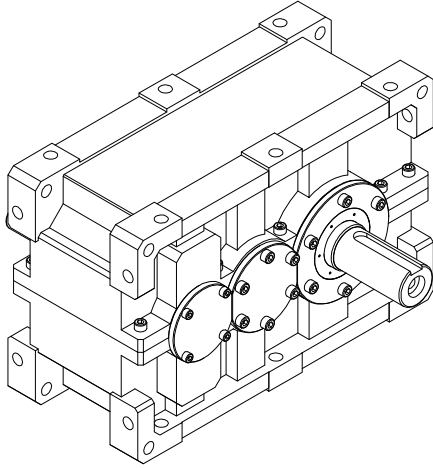
3 Kademe / 3 Stage



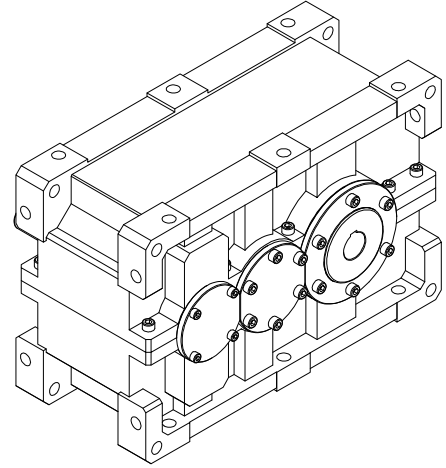


Güç-Devir Tabloları

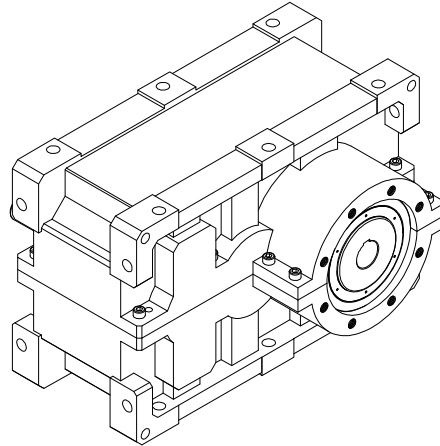
Performance Tables



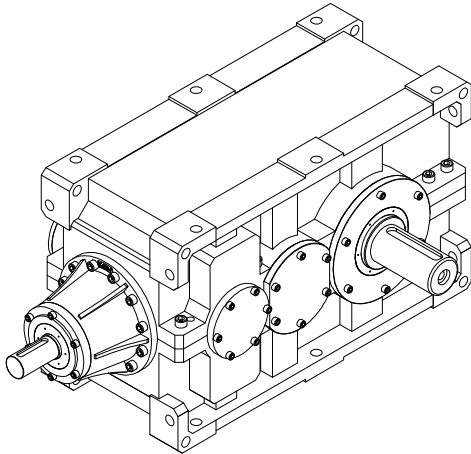
K SERIES



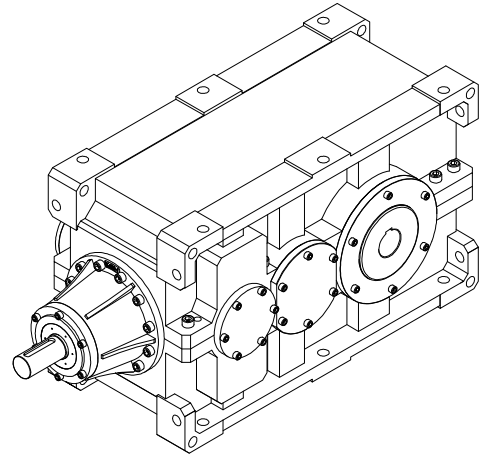
KD SERIES



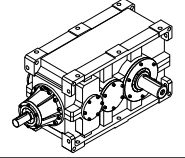
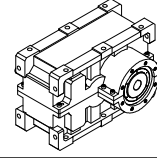
EK SERIES



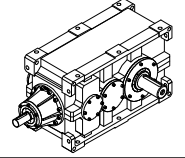
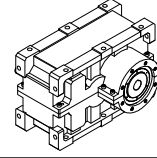
KB SERIES



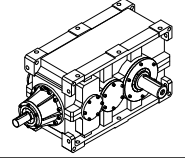
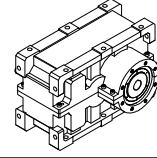
KBD SERIES



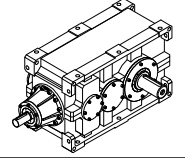
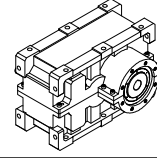
Çevrim Oranı Ratio (İ)	Giriş Devri Input Speed d/d (rpm)	Çıkış Devri Output Speed d/d (rpm)	Çıkış Momenti Output Torque (Nm)	Servis Faktörü Service Factor (fs)	Motor Gücü Motor Power (KW)	Redüktör Tipi Type
8	1400	175	1153	2	22	K / EK 250
			969	2,3	18,5	
			786	2,9	15	
	900	112,5	1508	1,5	18,5	
			1222	1,8	15	
			896	2,5	11	
	700	87,5	1572	1,4	15	
			1153	2	11	
			943	2,4	9	
	450	56,3	1791	1,3	11	
			1466	1,5	9	
			1221	1,8	7,5	
10	1400	140	1441	1,6	22	
			1211	1,9	18,5	
			982	2,3	15	
	900	90	1885	1,2	18,5	
			1528	1,5	15	
			1121	2	11	
	700	70	1965	1,1	15	
			1441	1,6	11	
			1179	1,9	9	
	450	45	1834	1,2	9	
			1528	1,5	7,5	
			1121	2	5,5	
12,5	1400	112	1514	1,5	18,5	
			1228	1,8	15	
			900	2,5	11	
	900	72	1910	1,2	15	
			1401	1,6	11	
			1146	2	9	
	700	56	1801	1,2	11	
			1473	1,5	9	
			1228	1,8	7,5	
	450	36	1910	1,2	7,5	
			1401	1,6	5,5	
			1019	2,2	4	
14	1400	100	1696	1,3	18,5	
			1375	1,6	15	
			1008	2,2	11	
	900	64,3	1568	1,4	11	
			1283	1,8	9	
			1069	2,1	7,5	
	700	50	1650	1,4	9	
			1375	1,6	7,5	
			1008	2,2	5,5	
	450	32,1	1571	1,4	5,5	
			1142	2	4	
			857	2,6	3	
16	1400	87,5	1572	1,4	15	
			1153	2	11	
			943	2,4	9	
	900	56,3	1791	1,3	11	
			1466	1,5	9	
			1221	1,8	7,5	



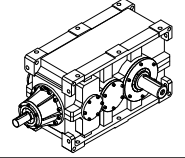
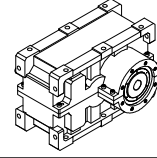
Çevrim Oranı Ratio (İ)	Giriş Devri Input Speed d/d (rpm)	Çıkış Devri Output Speed d/d (rpm)	Çıkış Momenti Output Torque (Nm)	Servis Faktörü Service Factor (fs)	Motor Gücü Motor Power (KW)	Redüktör Tipi Type
16	700	43,8	1570	1,4	7,5	K / EK 250
			1151	2	5,5	
			837	2,7	4	
	450	28,1	1794	1,3	5,5	
			1305	1,7	4	
			979	2,3	3	
18	1400	77,8	1768	1,3	15	
			1296	1,7	11	
			1061	2,3	9	
	900	50	2017	1,1	11	
			1650	1,4	9	
			1375	1,6	7,5	
	700	38,9	2121	1,1	9	
			1768	1,3	7,5	
			1296	1,7	5,5	
	450	25	2017	1,1	5,5	
			1467	1,5	4	
			1100	2	3	
20	1400	70	1965	1,1	15	
			1441	1,6	11	
			1179	1,9	9	
	900	45	1834	1,2	9	
			1528	1,5	7,5	
			1121	2	5,5	
	700	35	1965	1,1	7,5	
			1441	1,6	5,5	
			1048	2,1	4	
	450	22,5	2241	1	5,5	
			1630	1,4	4	
			1222	1,8	3	
25	1400	56	1801	1,2	11	
			1473	1,5	9	
			1228	1,8	7,5	
	900	36	1910	1,2	7,5	
			1401	1,6	5,5	
			1019	2,2	4	
	700	28	1801	1,2	5,5	
			1310	1,7	4	
			982	2,3	3	
	450	18	2037	1,1	4	
			1528	1,5	3	
			1121	2	2,2	
30	1400	46,7	1767	1,3	9	
			1472	1,5	7,5	
			785	2,9	4	
	900	30	1681	1,3	5,5	
			1222	1,8	4	
			917	2,5	3	
	700	23,3	1574	1,4	4	
			1180	1,9	3	
			866	2,6	2,2	
	450	15	1834	1,2	3	
			1345	1,7	2,2	
			917	2,5	1,5	



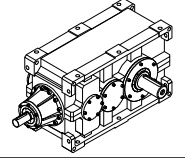
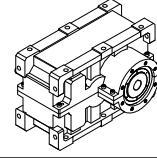
Çevrim Oranı Ratio (İ)	Giriş Devri Input Speed d/d (rpm)	Çıkış Devri Output Speed d/d (rpm)	Çıkış Momenti Output Torque (Nm)	Servis Faktörü Service Factor (fs)	Motor Gücü Motor Power (KW)	Redüktör Tipi Type
8	1400	175,0	1938	1,8	37	K300-2 / EK300-2
			1572	2,2	30	
			1153	3,0	22	
	900	112,5	2445	1,4	30	
			1793	2,0	22	
			1508	2,3	18,5	
	700	87,5	2305	1,5	22	
			1938	1,8	18,5	
			1572	2,2	15	
	450	56,3	3013	1,2	18,5	
			2443	1,4	15	
			1791	2,0	11	
10	1400	140,0	1965	1,8	30	
			1441	2,4	22	
			1211	2,9	18,5	
	900	90,0	2241	1,6	22	
			1885	1,9	18,5	
			1528	2,3	15	
	700	70,0	2423	1,4	18,5	
			1965	1,8	15	
			1441	2,4	11	
	450	45,0	3056	1,1	15	
			2241	1,6	11	
			1834	1,9	9	
12,5	1400	112,0	2456	1,4	30	
			1801	1,9	22	
			1514	2,3	18,5	
	900	72,0	2801	1,2	22	
			2356	1,5	18,5	
			1910	1,8	15	
	700	56,0	3029	1,2	18,5	
			2456	1,4	15	
			1801	1,9	11	
	450	36,0	2801	1,2	11	
			2292	1,5	9	
			1910	1,8	7,5	
14	1400	100,0	2750	1,3	30	
			2017	1,7	22	
			1696	2,1	18,5	
	900	64,3	2668	1,3	18,5	
			2139	1,6	15	
			1568	2,2	11	
	700	50,0	2750	1,3	15	
			2017	1,7	11	
			1650	2,1	9	
	450	32,1	3141	1,1	11	
			2570	1,4	9	
			2142	1,6	7,5	
16	1400	87,5	2305	1,5	22	
			1938	1,8	18,5	
			1572	2,2	15	
	900	56,3	3013	1,2	18,5	
			2443	1,4	15	
			1791	2,0	11	



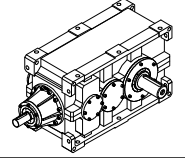
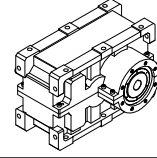
Çevrim Oranı Ratio (i)	Giriş Devri Input Speed d/d (rpm)	Çıkış Devri Output Speed d/d (rpm)	Çıkış Momenti Output Torque (Nm)	Servis Faktörü Service Factor (fs)	Motor Gücü Motor Power (KW)	Redüktör Tipi Type	
16	700	43,8	3140	1,1	15	K300-2 / EK300-2	
			2302	1,5	11		
			1884	1,9	9		
	450	28,1		2936	1,2		9
				2447	1,4		7,5
				1794	2,0		5,5
18	1400	77,8	2592	1,4	22		
			2180	1,6	18,5		
			1768	2,0	15		
	900	50,0		2750	1,3		15
				2017	1,7		11
				1650	2,1		9
	700	38,9		2592	1,4		11
				2121	1,7		9
				1768	2,0		7,5
	450	25,0		3300	1,1		9
				2750	1,3		7,5
				2017	1,7		5,5
20	1400	70,0	2881	1,2	22		
			2423	1,4	18,5		
			1965	1,8	15		
	900	45,0		3056	1,1		15
				2241	1,6		11
				1834	1,9		9
	700	35,0		2881	1,2	11	
				2357	1,5	9	
				1965	1,8	7,5	
	450	22,5		3056	1,1	7,5	
				2241	1,6	5,5	
				1630	2,1	4	
25	1400	56,0	3029	1,2	18,5		
			2456	1,4	15		
			1801	1,9	11		
	900	36,0		2801	1,2	11	
				2292	1,5	9	
				1910	1,8	7,5	
	700	28,0		2947	1,2	9	
				2456	1,4	7,5	
				1801	1,9	5,5	
	450	18,0		2801	1,2	5,5	
				2037	1,7	4	
				1528	2,3	3	
30	1400	46,7	2945	1,2	15		
			2159	1,6	11		
			1767	2,0	9		
	900	30,0		3362	1,0	11	
				2750	1,3	9	
				2292	1,5	7,5	
	700	23,3		2951	1,2	7,5	
				2164	1,6	5,5	
				1574	2,2	4	
	450	15,0		3362	1,0	5,5	
				2445	1,4	4	
				1834	1,9	3	



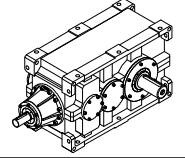
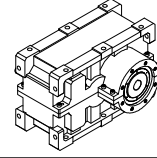
Çevrim Oranı Ratio (İ)	Giriş Devri Input Speed d/d (rpm)	Çıkış Devri Output Speed d/d (rpm)	Çıkış Momenti Output Torque (Nm)	Servis Faktörü Service Factor (fs)	Motor Gücü Motor Power (KW)	Redüktör Tipi Type
8	1400	175,0	2881	1,9	55	K365-2 / EK365-2
			2357	2,3	45	
			1938	2,8	37	
	900	112,5	3667	1,5	45	
			3015	1,8	37	
			2445	2,2	30	
	700	87,5	3877	1,4	37	
			3143	1,7	30	
			2305	2,4	22	
	450	56,3	4885	1,1	30	
			3583	1,5	22	
			3013	1,8	18,5	
10	1400	140,0	3602	1,5	55	
			2947	1,9	45	
			2423	2,3	37	
	900	90,0	3769	1,5	37	
			3056	1,8	30	
			2241	2,5	22	
	700	70,0	3929	1,4	30	
			2881	1,9	22	
			2423	2,3	18,5	
	450	45,0	4482	1,2	22	
			3769	1,5	18,5	
			3056	1,8	15	
12,5	1400	112,0	3684	1,5	45	
			3029	1,8	37	
			2456	2,2	30	
	900	72,0	4711	1,2	37	
			5730	1,0	45	
			4711	1,2	37	
	700	56,0	6057	0,9	37	
			4911	1,1	30	
			3602	1,5	22	
	450	36,0	7640	0,7	30	
			5603	1,0	22	
			4711	1,2	18,5	
14	1400	100,0	3392	1,6	37	
			2750	2,0	30	
			2017	2,7	22	
	900	64,3	4277	1,3	30	
			3137	1,8	22	
			2638	2,1	18,5	
	700	50,0	4034	1,4	22	
			3392	1,6	18,5	
			2750	2,0	15	
	450	32,1	5284	1,0	18,5	
			4284	1,3	15	
			3142	1,8	11	
16	1400	87,5	3877	1,4	37	
			3143	1,7	30	
			2305	2,4	22	
	900	56,3	3583	1,5	22	
			3013	1,8	18,5	
			2443	2,3	15	



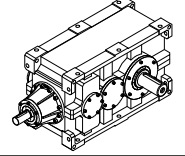
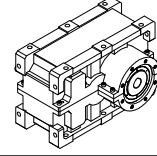
Çevrim Oranı Ratio (İ)	Giriş Devri Input Speed d/d (rpm)	Çıkış Devri Output Speed d/d (rpm)	Çıkış Momenti Output Torque (Nm)	Servis Faktörü Service Factor (fs)	Motor Gücü Motor Power (KW)	Redüktör Tipi Type
16	700	43,8	3872	1,4	18,5	K365-2 / EK365-2
			3140	1,8	15	
			2302	2,4	11	
	450	28,1	4894	1,1	15	
			3589	1,5	11	
			2936	1,9	9	
18	1400	77,8	3535	1,6	30	
			2592	2,1	22	
			2180	2,5	18,5	
	900	50,0	4034	1,4	22	
			3392	1,6	18,5	
			2750	2,0	15	
	700	38,9	4360	1,3	18,5	
			3535	1,6	15	
			2592	2,1	11	
	450	25,0	5501	1,0	15	
			4034	1,4	11	
			3300	1,7	9	
20	1400	70,0	3929	1,4	30	
			2881	1,9	22	
			2423	2,3	18,5	
	900	45,0	4482	1,2	22	
			3769	1,5	18,5	
			3056	1,8	15	
	700	35,0	3929	1,4	15	
			2881	1,9	11	
			2357	2,3	9	
	450	22,5	4482	1,2	11	
			3667	1,5	9	
			3056	1,8	7,5	
25	1400	56,0	3602	1,5	22	
			3029	1,8	18,5	
			2456	2,2	15	
	900	36,0	4711	1,2	18,5	
			3820	1,4	15	
			2801	2,0	11	
	700	28,0	4911	1,1	15	
			3602	1,5	11	
			2947	1,9	9	
	450	18,0	4584	1,2	9	
			3820	1,4	7,5	
			2801	2,0	5,5	
30	1400	46,7	3632	1,5	18,5	
			2945	1,9	15	
			2159	2,5	11	
	900	30,0	4584	1,2	15	
			3362	1,6	11	
			2750	2,0	9	
	700	23,3	4328	1,3	11	
			3541	1,6	9	
			2951	1,9	7,5	
	450	15,0	4584	1,2	7,5	
			3362	1,6	5,5	
			2445	2,2	4	



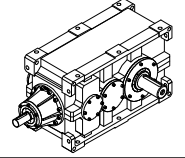
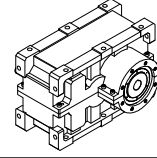
Çevrim Oranı Ratio (İ)	Giriş Devri Input Speed d/d (rpm)	Çıkış Devri Output Speed d/d (rpm)	Çıkış Momenti Output Torque (Nm)	Servis Faktörü Service Factor (fs)	Motor Gücü Motor Power (KW)	Redüktör Tipi Type
8	1400	175,0	6915	1,4	132	K430-2 / EK430-2
			5763	1,7	110	
			4715	2,1	90	
	900	112,5	8964	1,1	110	
			7334	1,4	90	
			6112	1,6	75	
	700	87,5	9430	1,1	90	
			7858	1,3	75	
			5763	1,7	55	
	450	56,3	8956	1,1	55	
			7328	1,4	45	
			6025	1,7	37	
10	1400	140,0	7203	1,4	110	
			5894	1,7	90	
			4911	2,0	75	
	900	90,0	9168	1,1	90	
			7640	1,3	75	
			5603	1,8	55	
	700	70,0	7203	1,4	55	
			5894	1,7	45	
			4846	2,1	37	
	450	45,0	9168	1,1	45	
			7538	1,3	37	
			6112	1,6	30	
12,5	1400	112,0	7367	1,4	90	
			6139	1,6	75	
			4502	2,2	55	
	900	72,0	7003	1,4	55	
			5730	1,7	45	
			4711	2,1	37	
	700	56,0	7367	1,4	45	
			6057	1,7	37	
			4911	2,0	30	
	450	36,0	9423	1,1	37	
			7640	1,3	30	
			5603	1,8	22	
14	1400	100,0	6876	1,5	75	
			5042	2,0	55	
			4126	2,4	45	
	900	64,3	7842	1,3	55	
			6416	1,6	45	
			5276	1,9	37	
	700	50,0	8251	1,2	45	
			6784	1,5	37	
			5501	1,8	30	
	450	32,1	8568	1,2	30	
			6283	1,6	22	
			5284	1,9	18,5	
16	1400	87,5	7858	1,3	75	
			5768	1,7	55	
			4715	2,1	45	
	900	56,3	7328	1,4	45	
			6025	1,7	37	
			4885	2,0	30	



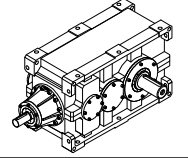
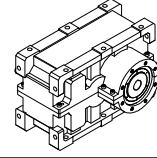
Çevrim Oranı Ratio (İ)	Giriş Devri Input Speed d/d (rpm)	Çıkış Devri Output Speed d/d (rpm)	Çıkış Momenti Output Torque (Nm)	Servis Faktörü Service Factor (fs)	Motor Gücü Motor Power (KW)	Redüktör Tipi Type	
16	700	43,8	7745	1,3	37	K430-2 / EK430-2	
			6279	1,6	30		
			4605	2,2	22		
	450	28,1		9788	1,0		30
				7178	1,4		22
				6036	1,7		18,5
18	1400	77,8	6481	1,5	55		
			5303	1,9	45		
			4360	2,3	37		
	900	50,0		8251	1,2		45
				6784	1,5		37
				5501	1,8		30
	700	38,9		8720	1,1		37
				7070	1,4		30
				5892	1,7		25
	450	25,0		8068	1,2		22
				6784	1,5		18,5
				5501	1,8		15
20	1400	70,0	7203	1,4	55		
			5894	1,7	45		
			4846	2,1	37		
	900	45,0		7538	1,3		37
				6112	1,6		30
				4482	2,2		22
	700	35,0		7858	1,3	30	
				5763	1,7	22	
				4846	2,1	18,5	
	450	22,5		8964	1,1	22	
				7538	1,3	18,5	
				6112	1,6	15	
25	1400	56,0	7367	1,4	45		
			6057	1,7	37		
			4911	2,0	30		
	900	36,0		9423	1,1	37	
				7640	1,3	30	
				5603	1,8	22	
	700	28,0		7203	1,4	22	
				6057	1,7	18,5	
				4911	2,0	15	
	450	18,0		9423	1,1	18,5	
				7640	1,3	15	
				5603	1,8	11	
30	1400	46,7	7264	1,4	37		
			5890	1,7	30		
			4319	2,3	22		
	900	30,0		6723	1,5	22	
				5654	1,8	18,5	
				4584	2,2	15	
	700	23,3		7279	1,4	18,5	
				5902	1,7	15	
				4328	2,3	11	
	450	15,0		9168	1,1	15	
				6723	1,5	11	
				5501	1,8	9	



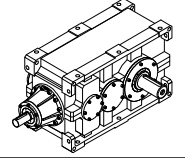
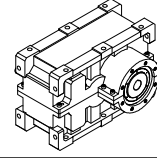
Çevrim Oranı Ratio (İ)	Giriş Devri Input Speed d/d (rpm)	Çıkış Devri Output Speed d/d (rpm)	Çıkış Momenti Output Torque (Nm)	Servis Faktörü Service Factor (fs)	Motor Gücü Motor Power (KW)	Redüktör Tipi Type
8	1400	175,0	8382	1,5	160	K455-2 / EK455-2
			6915	1,8	132	
			5763	2,1	110	
	900	112,5	10757	1,1	132	
			8964	1,4	110	
			7334	1,7	90	
	700	87,5	11525	1,1	110	
			9430	1,3	90	
			7858	1,6	75	
	450	56,3	12213	1,0	75	
			8956	1,4	55	
			7328	1,7	45	
10	1400	140,0	8644	1,4	132	
			7203	1,7	110	
			5894	2,1	90	
	900	90,0	11205	1,1	110	
			9168	1,3	90	
			7640	1,6	75	
	700	70,0	9823	1,2	75	
			7203	1,7	55	
			5894	2,1	45	
	450	45,0	11205	1,1	55	
			9168	1,3	45	
			7538	1,6	37	
12,5	1400	112,0	9004	1,4	110	
			7367	1,7	90	
			6139	2,0	75	
	900	72,0	9550	1,3	75	
			7003	1,7	55	
			5730	2,1	45	
	700	56,0	9004	1,4	55	
			7367	1,7	45	
			6057	2,0	37	
	450	36,0	11460	1,1	45	
			9423	1,3	37	
			7640	1,6	30	
14	1400	100,0	4126	3,0	45	
			3392	3,6	37	
			2750	4,4	30	
	900	64,3	6416	1,9	45	
			5276	2,3	37	
			4277	2,9	30	
	700	50,0	6784	1,8	37	
			5501	2,2	30	
			4034	3,0	22	
	450	32,1	6283	1,9	22	
			5284	2,3	18,5	
			4284	2,9	15	
16	1400	87,5	5763	2,1	55	
			4715	2,6	45	
			3877	3,2	37	
	900	56,3	6025	2,0	37	
			4885	2,5	30	
			3583	3,4	22	



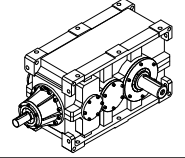
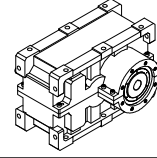
Çevrim Oranı Ratio (İ)	Giriş Devri Input Speed d/d (rpm)	Çıkış Devri Output Speed d/d (rpm)	Çıkış Momenti Output Torque (Nm)	Servis Faktörü Service Factor (fs)	Motor Gücü Motor Power (KW)	Redüktör Tipi Type
16	700	43,8	7745	1,6	37	K455-2 / EK455-2
			6279	1,9	30	
			4605	2,7	22	
	450	28,1	9788	1,2	30	
			7178	1,7	22	
			6036	2,0	18,5	
18	1400	77,8	6481	1,9	55	
			5303	2,3	45	
			4360	2,8	37	
	900	50,0	8251	1,5	45	
			6784	1,8	37	
			5501	2,2	30	
	700	38,9	8720	1,4	37	
			7070	1,7	30	
			5892	2,1	25	
	450	25,0	8068	1,5	22	
			6784	1,8	18,5	
			5501	2,2	15	
20	1400	70,0	7203	1,7	55	
			5894	2,1	45	
			4846	2,5	37	
	900	45,0	7538	1,6	37	
			6112	2,0	30	
			4482	2,7	22	
	700	35,0	7858	1,6	30	
			5763	2,1	22	
			4846	2,5	18,5	
	450	22,5	8964	1,4	22	
			7538	1,6	18,5	
			6112	2,0	15	
25	1400	56,0	7367	1,7	45	
			6057	2,0	37	
			4911	2,5	30	
	900	36,0	9423	1,3	37	
			7640	1,6	30	
			5603	2,2	22	
	700	28,0	7203	1,7	22	
			6057	2,0	18,5	
			4911	2,5	15	
	450	18,0	9423	1,3	18,5	
			7640	1,6	15	
			5603	2,2	11	
30	1400	46,7	7264	1,7	37	
			5890	2,1	30	
			4319	2,8	22	
	900	30,0	6723	1,8	22	
			5654	2,2	18,5	
			4584	2,7	15	
	700	23,3	7279	1,7	18,5	
			5902	2,1	15	
			4328	2,8	11	
	450	15,0	9168	1,3	15	
			6723	1,8	11	
			5501	2,2	9	



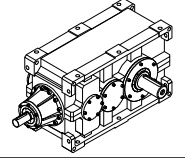
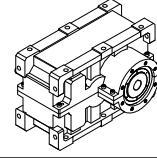
Çevrim Oranı Ratio (İ)	Giriş Devri Input Speed d/d (rpm)	Çıkış Devri Output Speed d/d (rpm)	Çıkış Momenti Output Torque (Nm)	Servis Faktörü Service Factor (fs)	Motor Gücü Motor Power (KW)	Redüktör Tipi Type
8	1400	175,0	9692	1,5	185	K480-2 / EK480-2
			8382	1,8	160	
			6915	2,2	132	
	900	112,5	13039	1,2	160	
			10757	1,4	132	
			8964	1,7	110	
	700	87,5	13831	1,1	132	
			11525	1,3	110	
			9430	1,6	90	
	450	56,3	14656	1,0	90	
			12213	1,2	75	
			8956	1,7	55	
10	1400	140,0	10478	1,4	160	
			8644	1,7	132	
			7203	2,1	110	
	900	90,0	13446	1,1	132	
			11205	1,3	110	
			9168	1,6	90	
	700	70,0	11787	1,3	90	
			9823	1,5	75	
			7203	2,1	55	
	450	45,0	15280	1,0	75	
			11205	1,3	55	
			9168	1,6	45	
12,5	1400	112,0	10805	1,4	132	
			9004	1,7	110	
			7367	2,0	90	
	900	72,0	11460	1,3	90	
			9550	1,6	75	
			7003	2,1	55	
	700	56,0	12279	1,2	75	
			9004	1,7	55	
			7367	2,0	45	
	450	36,0	14007	1,1	55	
			11460	1,3	45	
			9423	1,6	37	
14	1400	100,0	5042	3,0	55	
			5042	3,0	55	
			4126	3,6	45	
	900	64,3	7842	1,9	55	
			6416	2,3	45	
			5276	2,8	37	
	700	50,0	8251	1,8	45	
			6784	2,2	37	
			5501	2,7	30	
	450	32,1	8568	1,8	30	
			6283	2,4	22	
			5284	2,8	18,5	
16	1400	87,5	13831	1,1	132	
			11525	1,3	110	
			9430	1,6	90	
	900	56,3	14656	1,0	90	
			12213	1,2	75	
			8956	1,7	55	



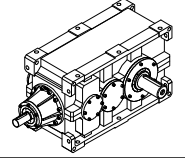
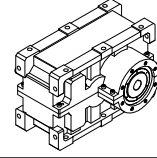
Çevrim Oranı Ratio (İ)	Giriş Devri Input Speed d/d (rpm)	Çıkış Devri Output Speed d/d (rpm)	Çıkış Momenti Output Torque (Nm)	Servis Faktörü Service Factor (fs)	Motor Gücü Motor Power (KW)	Redüktör Tipi Type
16	700	43,8	15699	1,0	75	K480-2 / EK480-2
			11512	1,3	55	
			9419	1,6	45	
	450	28,1	14682	1,0	45	
			12072	1,2	37	
			9788	1,5	30	
18	1400	77,8	10606	1,4	90	
			8838	1,7	75	
			6481	2,3	55	
	900	50,0	13752	1,1	75	
			10085	1,5	55	
			8251	1,8	45	
	700	38,9	12962	1,2	55	
			10606	1,4	45	
			8720	1,7	37	
	450	25,0	13569	1,1	37	
			11002	1,4	30	
			8068	1,9	22	
20	1400	70,0	9823	1,5	75	
			7203	2,1	55	
			5894	2,5	45	
	900	45,0	11205	1,3	55	
			9168	1,6	45	
			7538	2,0	37	
	700	35,0	11787	1,3	45	
			9662	1,5	37	
			7858	1,9	30	
	450	22,5	15076	1,0	37	
			12224	1,2	30	
			8964	1,7	22	
25	1400	56,0	12279	1,2	75	
			9004	1,7	55	
			7367	2,0	45	
	900	36,0	14007	1,1	55	
			11460	1,3	45	
			9423	1,6	37	
	700	28,0	12115	1,2	37	
			9823	1,5	30	
			7203	2,1	22	
	450	18,0	15280	1,0	30	
			11205	1,3	22	
			9423	1,6	18,5	
30	1400	46,7	10797	1,4	55	
			8834	1,7	45	
			7264	2,1	37	
	900	30,0	11307	1,3	37	
			9168	1,6	30	
			6723	2,2	22	
	700	23,3	11804	1,3	30	
			8656	1,7	22	
			7279	2,1	18,5	
	450	15,0	13446	1,1	22	
			11307	1,3	18,5	
			9168	1,6	15	



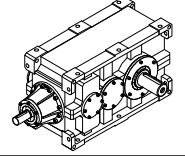
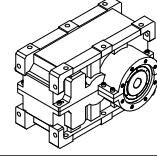
Çevrim Oranı Ratio (İ)	Giriş Devri Input Speed d/d (rpm)	Çıkış Devri Output Speed d/d (rpm)	Çıkış Momenti Output Torque (Nm)	Servis Faktörü Service Factor (fs)	Motor Gücü Motor Power (KW)	Redüktör Tipi Type
8	1400	175,0	13097	1,9	250	K550-2 / EK550-2
			10478	2,4	200	
			3692	2,6	185	
	900	112,5	16299	1,5	200	
			15076	1,7	185	
			13039	1,9	160	
	700	87,5	19384	1,3	185	
			16764	1,5	160	
			13831	1,8	132	
	450	56,3	21495	1,2	132	
			17913	1,4	110	
			14656	1,7	90	
10	1400	140,0	13097	1,9	200	
			12115	2,1	185	
			10478	2,4	160	
	900	90,0	18845	1,3	185	
			16299	1,5	160	
			13446	1,9	132	
	700	70,0	17288	1,4	132	
			14407	1,7	110	
			11787	2,1	90	
	450	45,0	18336	1,4	90	
			15280	1,6	75	
			11205	2,2	55	
12,5	1400	112,0	15144	1,7	185	
			13097	1,9	160	
			10805	2,3	132	
	900	72,0	16808	1,5	132	
			14007	1,8	110	
			11460	2,2	90	
	700	56,0	18009	1,4	110	
			14734	1,7	90	
			12279	2,0	75	
	450	36,0	19100	1,3	75	
			14007	1,8	55	
			11460	2,2	45	
14	1400	100,0	14669	1,7	160	
			12102	2,1	132	
			10085	2,5	110	
	900	64,3	18821	1,3	132	
			15684	1,6	110	
			12832	1,9	90	
	700	50,0	16502	1,5	90	
			13752	1,8	75	
			10085	2,5	55	
	450	32,1	21421	1,2	75	
			15708	1,6	55	
			12852	1,9	45	
16	1400	87,5	16764	1,5	160	
			13831	1,8	132	
			11525	2,2	110	
	900	56,3	17913	1,4	110	
			14656	1,7	90	
			12213	2,0	75	



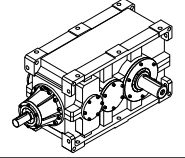
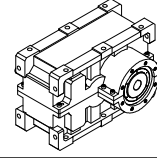
Çevrim Oranı Ratio (İ)	Giriş Devri Input Speed d/d (rpm)	Çıkış Devri Output Speed d/d (rpm)	Çıkış Momenti Output Torque (Nm)	Servis Faktörü Service Factor (fs)	Motor Gücü Motor Power (KW)	Redüktör Tipi Type
16	700	43,8	18838	1,3	90	K550-2 / EK550-2
			15699	1,6	75	
			11512	2,2	55	
	450	28,1	17944	1,4	55	
			14682	1,7	45	
			12072	2,1	37	
18	1400	77,8	15555	1,6	132	
			12962	1,9	110	
			10606	2,4	90	
	900	50,0	16502	1,5	90	
			13752	1,8	75	
			10085	2,5	55	
	700	38,9	17676	1,4	75	
			12962	1,9	55	
			10606	2,4	45	
	450	25,0	20170	1,2	55	
			16502	1,5	45	
			13569	1,8	37	
20	1400	70,0	14407	1,7	110	
			11787	2,1	90	
			9823	2,5	75	
	900	45,0	18336	1,4	90	
			15280	1,6	75	
			11205	2,2	55	
	700	35,0	19646	1,3	75	
			14407	1,7	55	
			11787	2,1	45	
	450	22,5	22411	1,1	55	
			18336	1,4	45	
			15076	1,7	37	
25	1400	56,0	14734	1,7	90	
			12279	2,0	75	
			9004	2,8	55	
	900	36,0	19100	1,3	75	
			14007	1,8	55	
			11460	2,2	45	
	700	28,0	18009	1,4	55	
			14734	1,7	45	
			12115	2,1	37	
	450	18,0	22920	1,1	45	
			18845	1,3	37	
			15280	1,6	30	
30	1400	46,7	17669	1,4	90	
			14724	1,7	75	
			10797	2,3	55	
	900	30,0	22920	1,1	75	
			16808	1,5	55	
			13752	1,8	45	
	700	23,3	21641	1,2	55	
			17706	1,4	45	
			14559	1,7	37	
	450	15,0	22614	1,1	37	
			18336	1,4	30	
			13446	1,9	22	



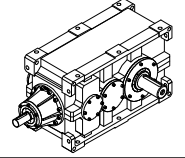
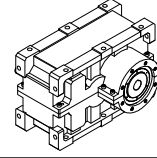
Çevrim Oranı Ratio (İ)	Giriş Devri Input Speed d/d (rpm)	Çıkış Devri Output Speed d/d (rpm)	Çıkış Momenti Output Torque (Nm)	Servis Faktörü Service Factor (fs)	Motor Gücü Motor Power (KW)	Redüktör Tipi Type
15	1400	93,3	1817	1,7	18,5	K250-3 / EK250-3
			1473	2,0	15	
			1081	2,8	11	
	900	60,0	2292	1,3	15	
			1681	1,8	11	
			1375	2,2	9	
	700	46,7	2161	1,4	11	
			1768	1,7	9	
			1473	2,0	7,5	
	450	30,0	2292	1,3	7,5	
			1681	1,8	5,5	
			1222	2,5	4	
25	1400	56,0	2456	1,2	15	
			1801	1,7	11	
			1473	2,0	9	
	900	36,0	2801	1,1	11	
			2292	1,3	9	
			1910	1,6	7,5	
	700	28,0	2456	1,2	7,5	
			1801	1,7	5,5	
			1310	2,3	4	
	450	18,0	2801	1,1	5,5	
			2037	1,5	4	
			1528	2,0	3	
35	1400	40,0	229	13,1	1	
			1719	1,7	7,5	
			1261	2,4	5,5	
	900	25,7	1961	1,5	5,5	
			1426	2,1	4	
			1070	2,8	3	
	700	20,0	1834	1,6	4	
			1375	2,2	3	
			1008	3,0	2,2	
	450	12,9	2139	1,4	3	
			1569	1,9	2,2	
			1070	2,8	1,5	
40	1400	35,0	1965	1,5	7,5	
			1441	2,1	5,5	
			1048	2,9	4	
	900	22,5	2241	1,3	5,5	
			1630	1,8	4	
			1222	2,5	3	
	700	17,5	2096	1,4	4	
			1572	1,9	3	
			1153	2,6	2,2	
	450	11,3	1793	1,7	2,2	
			1222	2,5	1,5	
			896	3,3	1,1	
45	1400	31,1	2210	1,4	7,5	
			1621	1,9	5,5	
			1179	2,5	4	
	900	20,0	2521	1,2	5,5	
			1834	1,6	4	
			1375	2,2	3	



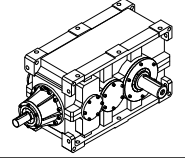
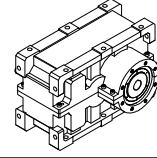
Çevrim Oranı Ratio (İ)	Giriş Devri Input Speed d/d (rpm)	Çıkış Devri Output Speed d/d (rpm)	Çıkış Momenti Output Torque (Nm)	Servis Faktörü Service Factor (fs)	Motor Gücü Motor Power (KW)	Redüktör Tipi Type
45	700	15,6	2357	1,3	4	K250-3 / EK250-3
			1768	1,7	3	
			1297	2,3	2,2	
	450	10,0	2017	1,5	2,2	
			1375	2,2	1,5	
			1008	3,0	1,1	
50	1400	28,0	1801	1,4	5,5	
			1310	1,9	4	
			982	2,5	3	
	900	18,0	2037	1,2	4	
			1528	1,6	3	
			1121	2,2	2,2	
	700	14,0	1965	1,3	3	
			1441	1,7	2,2	
			982	2,5	1,5	
	450	9,0	2241	1,1	2,2	
			1528	1,6	1,5	
			1121	2,2	1,1	
60	1400	23,3	2161	1,2	5,5	
			1572	1,6	4	
			1179	2,1	3	
	900	15,0	1834	1,4	3	
			1345	1,9	2,2	
			917	2,7	1,5	
	700	11,7	1729	1,4	2,2	
			1179	2,1	1,5	
			864	2,9	1,1	
	450	7,5	1834	1,4	1,5	
			1345	1,9	1,1	
			917	2,7	0,75	
70	1400	20,0	1834	1,4	4	
			1375	1,8	3	
			1008	2,5	2,2	
	900	12,9	2139	1,2	3	
			1569	1,6	2,2	
			1070	2,3	1,5	
	700	10,0	2017	1,2	2,2	
			1375	1,8	1,5	
			1008	2,5	1,1	
	450	6,4	2139	1,2	1,5	
			1569	1,6	1,1	
			1070	2,3	0,75	
80	1400	17,5	2096	1,2	4	
			1572	1,6	3	
			1153	2,2	2,2	
	900	11,3	2445	1,0	3	
			1793	1,4	2,2	
			1222	2,0	1,5	
	700	8,8	2305	1,1	2,2	
			1572	1,6	1,5	
			1153	2,2	1,1	
	450	5,6	2445	1,0	1,5	
			1793	1,4	1,1	
			1222	2,0	0,75	



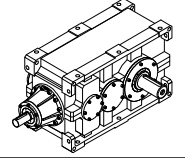
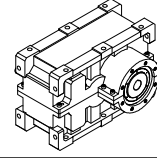
Çevrim Oranı Ratio (İ)	Giriş Devri Input Speed d/d (rpm)	Çıkış Devri Output Speed d/d (rpm)	Çıkış Momenti Output Torque (Nm)	Servis Faktörü Service Factor (fs)	Motor Gücü Motor Power (KW)	Redüktör Tipi Type
90	1400	15,6	2357	1,1	4	K250-3 / EK250-3
			1768	1,4	3	
			1297	1,9	2,2	
	900	10,0	2017	1,2	2,2	
			1375	1,8	1,5	
			1008	2,5	1,1	
	700	7,8	1768	1,4	1,5	
			1297	1,9	1,1	
			884	2,8	0,75	
	450	5,0	2017	1,2	1,1	
			1375	1,8	0,75	
			1008	2,5	0,55	
100	1400	14,0	2619	1,0	4	
			1965	1,3	3	
			1441	1,7	2,2	
	900	9,0	2241	1,1	2,2	
			1528	1,6	1,5	
			1121	2,2	1,1	
	700	7,0	1965	1,3	1,5	
			1441	1,7	1,1	
			982	2,5	0,75	
	450	4,5	2241	1,1	1,1	
			1528	1,6	0,75	
			1121	2,2	0,55	
110	1400	12,7	2161	1,2	3	
			1585	1,6	2,2	
			1081	2,3	1,5	
	900	8,2	2465	1,0	2,2	
			1681	1,5	1,5	
			1233	2,0	1,1	
	700	6,4	2161	1,2	1,5	
			1585	1,6	1,1	
			1081	2,3	0,75	
	450	4,1	2465	1,0	1,1	
			1681	1,5	0,75	
			1233	2,0	0,55	
125	1400	11,2	2456	1,0	3	
			1801	1,4	2,2	
			1228	2,0	1,5	
	900	7,2	1910	1,3	1,5	
			1401	1,8	1,1	
			955	2,6	0,75	
	700	5,6	1801	1,4	1,1	
			1228	2,0	0,75	
			900	2,8	0,55	
	450	3,6	1910	1,3	0,75	
			1401	1,8	0,55	
			942	2,7	0,37	



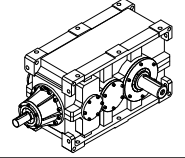
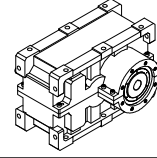
Çevrim Oranı Ratio (İ)	Giriş Devri Input Speed d/d (rpm)	Çıkış Devri Output Speed d/d (rpm)	Çıkış Momenti Output Torque (Nm)	Servis Faktörü Service Factor (fs)	Motor Gücü Motor Power (KW)	Redüktör Tipi Type
15	1400	93,3	2161	1,9	22	K300-3 / EK300-3
			1817	2,2	18,5	
			1473	2,7	15	
	900	60,0	2827	1,4	18,5	
			2292	1,7	15	
			1681	2,4	11	
	700	46,7	2947	1,4	15	
			2161	1,9	11	
			1768	2,3	9	
	450	30,0	3362	1,2	11	
			2750	1,5	9	
			2292	1,7	7,5	
25	1400	56,0	3029	1,3	18,5	
			2456	1,6	15	
			1801	2,2	11	
	900	36,0	2801	1,4	11	
			2292	1,7	9	
			1910	2,1	7,5	
	700	28,0	2947	1,4	9	
			2456	1,6	7,5	
			1801	2,2	5,5	
	450	18,0	3820	1,0	7,5	
			2801	1,4	5,5	
			2037	2,0	4	
35	1400	40,0	3438	1,2	15	
			2521	1,6	11	
			2063	1,9	9	
	900	25,7	3209	1,2	9	
			2674	1,5	7,5	
			1961	2,0	5,5	
	700	20,0	3438	1,2	7,5	
			2521	1,6	5,5	
			1834	2,2	4	
	450	12,9	3922	1,0	5,5	
			2852	1,4	4	
			2139	1,9	3	
40	1400	35,0	2881	1,4	11	
			2357	1,7	9	
			1965	2,0	7,5	
	900	22,5	3056	1,3	7,5	
			2241	1,8	5,5	
			1630	2,5	4	
	700	17,5	2881	1,4	5,5	
			2096	1,9	4	
			1572	2,5	3	
	450	11,3	3260	1,2	4	
			2445	1,6	3	
			1793	2,2	2,2	
45	1400	31,1	2652	1,5	9	
			2210	1,8	7,5	
			1621	2,5	5,5	
	900	20,0	3438	1,2	7,5	
			2521	1,6	5,5	
			1834	2,2	4	



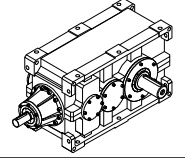
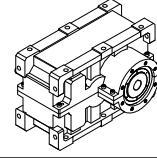
Çevrim Oranı Ratio (İ)	Giriş Devri Input Speed d/d (rpm)	Çıkış Devri Output Speed d/d (rpm)	Çıkış Momenti Output Torque (Nm)	Servis Faktörü Service Factor (fs)	Motor Gücü Motor Power (KW)	Redüktör Tipi Type
45	700	15,6	2947	1,4	5	K300-3 / EK300-3
			2357	1,7	4	
			1768	2,3	3	
	450	10,0	3667	1,1	4	
			2750	1,5	3	
			2017	2,0	2,2	
50	1400	28,0	2456	1,6	7,5	
			1801	2,2	5,5	
			1310	3,1	4	
	900	18,0	2801	1,4	5,5	
			2037	2,0	4	
			1528	2,6	3	
	700	14,0	2619	1,5	4	
			1965	2,0	3	
			1441	2,8	2,2	
	450	9,0	3056	1,3	3	
			2241	1,8	2,2	
			1528	2,6	1,5	
60	1400	23,3	2947	1,4	7,5	
			2161	1,9	5,5	
			1572	2,5	4	
	900	15,0	3362	1,2	5,5	
			2445	1,6	4	
			1834	2,2	3	
	700	11,7	3143	1,3	4	
			2357	1,7	3	
			1729	2,3	2,2	
	450	7,5	3667	1,1	3	
			2689	1,5	2,2	
			1834	2,2	1,5	
70	1400	20,0	2521	1,6	5,5	
			1834	2,2	4	
			1375	2,9	3	
	900	12,9	2852	1,4	4	
			2139	1,9	3	
			1569	2,5	2,2	
	700	10,0	2750	1,5	3	
			2017	2,0	2,2	
			1375	2,9	1,5	
	450	6,4	3137	1,3	2,2	
			2139	1,9	1,5	
			1569	2,5	1,1	
80	1400	17,5	2619	1,5	5	
			2096	1,9	4	
			1572	2,5	3	
	900	11,3	3260	1,2	4	
			2445	1,6	3	
			1793	2,2	2,2	
	700	8,8	3143	1,3	3	
			2305	1,7	2,2	
			1572	2,5	1,5	
	450	5,6	3586	1,1	2,2	
			2445	1,6	1,5	
			1793	2,2	1,1	



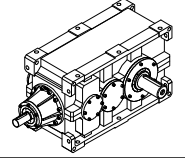
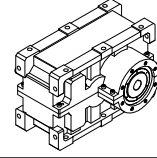
Çevrim Oranı Ratio (İ)	Giriş Devri Input Speed d/d (rpm)	Çıkış Devri Output Speed d/d (rpm)	Çıkış Momenti Output Torque (Nm)	Servis Faktörü Service Factor (fs)	Motor Gücü Motor Power (KW)	Redüktör Tipi Type
90	1400	15,6	3242	1,2	5,5	K300-3 / EK300-3
			2357	1,7	4	
			1768	2,3	3	
	900	10,0	3667	1,1	4	
			2750	1,5	3	
			2017	2,0	2,2	
	700	7,8	2593	1,5	2,2	
			1768	2,3	1,5	
			1297	3,1	1,1	
	450	5,0	2750	1,5	1,5	
			2017	2,0	1,1	
			1375	2,9	0,75	
100	1400	14,0	2619	1,5	4	
			1965	2,0	3	
			1441	2,8	2,2	
	900	9,0	3056	1,3	3	
			2241	1,8	2,2	
			1528	2,6	1,5	
	700	7,0	2881	1,4	2,2	
			1965	2,0	1,5	
			1441	2,8	1,1	
	450	4,5	3056	1,3	1,5	
			2241	1,8	1,1	
			1528	2,6	0,75	
110	1400	12,7	2881	1,4	4	
			2161	1,9	3	
			1585	2,5	2,2	
	900	8,2	3362	1,2	3	
			2465	1,6	2,2	
			1681	2,4	1,5	
	700	6,4	3170	1,3	2,2	
			2161	1,9	1,5	
			1585	2,5	1,1	
	450	4,1	3362	1,2	1,5	
			2465	1,6	1,1	
			1681	2,4	0,75	
125	1400	11,2	2456	1,6	3	
			1801	2,2	2,2	
			1228	3,3	1,5	
	900	7,2	2801	1,4	2,2	
			1910	2,1	1,5	
			1401	2,9	1,1	
	700	5,6	2456	1,6	1,5	
			1801	2,2	1,1	
			1228	3,3	0,75	
	450	3,6	2801	1,4	1,1	
			1910	2,1	0,75	
			1401	2,9	0,55	



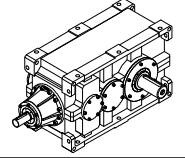
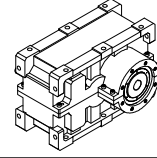
Çevrim Oranı Ratio (İ)	Giriş Devri Input Speed d/d (rpm)	Çıkış Devri Output Speed d/d (rpm)	Çıkış Momenti Output Torque (Nm)	Servis Faktörü Service Factor (fs)	Motor Gücü Motor Power (KW)	Redüktör Tipi Type
15	1400	93,3	2947	1,9	30	K365-3 / EK365-3
			2161	2,5	22	
			1817	3,0	18,5	
	900	60,0	3362	1,6	22	
			2827	1,9	18,5	
			2292	2,4	15	
	700	46,7	3634	1,5	18,5	
			2947	1,9	15	
			2161	2,5	11	
	450	30,0	4584	1,2	15	
			3362	1,6	11	
			2750	2,0	9	
25	1400	56,0	3602	1,5	22	
			3029	1,8	18,5	
			2456	2,2	15	
	900	36,0	4711	1,2	18,5	
			3820	1,4	15	
			2801	2,0	11	
	700	28,0	4911	1,1	15	
			3602	1,5	11	
			2947	1,9	9	
	450	18,0	4584	1,2	9	
			3820	1,4	7,5	
			2801	2,0	5,5	
35	1400	40,0	4240	1,3	18,5	
			3438	1,6	15	
			2521	2,2	11	
	900	25,7	5348	1,0	15	
			3922	1,4	11	
			3209	1,7	9	
	700	20,0	5042	1,1	11	
			4126	1,3	9	
			3438	1,6	7,5	
	450	12,9	5348	1,0	7,5	
			3922	1,4	5,5	
			2852	1,9	4	
40	1400	35,0	3929	1,4	15	
			2881	1,9	11	
			2357	2,3	9	
	900	22,5	4482	1,2	11	
			3667	1,5	9	
			3056	1,8	7,5	
	700	17,5	4715	1,2	9	
			3929	1,4	7,5	
			2881	1,9	5,5	
	450	11,3	4482	1,2	5,5	
			3260	1,7	4	
			2445	2,2	3	
45	1400	31,1	4420	1,2	15	
			3242	1,7	11	
			2652	2,1	9	
	900	20,0	5042	1,1	11	
			4126	1,3	9	
			3438	1,6	7,5	



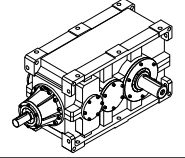
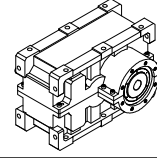
Çevrim Oranı Ratio (İ)	Giriş Devri Input Speed d/d (rpm)	Çıkış Devri Output Speed d/d (rpm)	Çıkış Momenti Output Torque (Nm)	Servis Faktörü Service Factor (fs)	Motor Gücü Motor Power (KW)	Redüktör Tipi Type
45	700	15,6	4420	1,2	7,5	K365-3 / EK365-3
			3242	1,7	5,5	
			2357	2,3	4	
	450	10,0	5042	1,1	5,5	
			3667	1,5	4	
			2750	2,0	3	
50	1400	28,0	3602	1,5	11	
			2947	1,9	9	
			2456	2,2	7,5	
	900	18,0	4584	1,2	9	
			3820	1,4	7,5	
			2801	2,0	5,5	
	700	14,0	4911	1,1	7,5	
			3602	1,5	5,5	
			2619	2,1	4	
	450	9,0	5603	1,0	5,5	
			4075	1,3	4	
			3056	1,8	3	
60	1400	23,3	4322	1,3	11	
			3536	1,6	9	
			2947	1,9	7,5	
	900	15,0	4584	1,2	7,5	
			3362	1,6	5,5	
			2445	2,2	4	
	700	11,7	4322	1,3	5,5	
			3143	1,7	4	
			2357	2,3	3	
	450	7,5	4890	1,1	4	
			3667	1,5	3	
			2689	2,0	2,2	
70	1400	20,0	5042	1,1	11	
			4126	1,3	9	
			3438	1,6	7,5	
	900	12,9	5348	1,0	7,5	
			3922	1,4	5,5	
			2852	1,9	4	
	700	10,0	5042	1,1	5,5	
			3667	1,5	4	
			2750	2,0	3	
	450	6,4	5705	1,0	4	
			4278	1,3	3	
			3137	1,8	2,2	
80	1400	17,5	4715	1,2	9	
			3929	1,4	7,5	
			2881	1,9	5,5	
	900	11,3	4482	1,2	5,5	
			3260	1,7	4	
			2445	2,2	3	
	700	8,8	4191	1,3	4	
			3143	1,7	3	
			2305	2,4	2,2	
	450	5,6	4890	1,1	3	
			3586	1,5	2,2	
			2445	2,2	1,5	



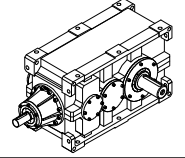
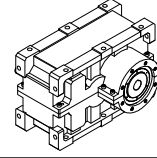
Çevrim Oranı Ratio (İ)	Giriş Devri Input Speed d/d (rpm)	Çıkış Devri Output Speed d/d (rpm)	Çıkış Momenti Output Torque (Nm)	Servis Faktörü Service Factor (fs)	Motor Gücü Motor Power (KW)	Redüktör Tipi Type
90	1400	15,6	4420	1,2	7,5	K365-3 / EK365-3
			3242	1,7	5,5	
			2357	2,3	4	
	900	10,0	5042	1,1	5,5	
			3667	1,5	4	
			2750	2,0	3	
	700	7,8	4715	1,2	4	
			3536	1,6	3	
			2593	2,1	2,2	
	450	5,0	5501	1,0	3	
			4034	1,4	2,2	
			2750	2,0	1,5	
100	1400	14,0	3602	1,5	5,5	
			2619	2,1	4	
			1965	2,8	3	
	900	9,0	4075	1,3	4	
			3056	1,8	3	
			2241	2,5	2,2	
	700	7,0	3929	1,4	3	
			2881	1,9	2,2	
			1965	2,8	1,5	
	450	4,5	4482	1,2	2,2	
			3056	1,8	1,5	
			2241	2,5	1,1	
110	1400	12,7	3962	1,4	5,5	
			2881	1,9	4	
			2161	2,5	3	
	900	8,2	4482	1,2	4	
			3362	1,6	3	
			2465	2,2	2,2	
	700	6,4	4322	1,3	3	
			3170	1,7	2,2	
			2161	2,5	1,5	
	450	4,1	4930	1,1	2,2	
			3362	1,6	1,5	
			2465	2,2	1,1	
125	1400	11,2	4502	1,2	5,5	
			3274	1,7	4	
			2456	2,2	3	
	900	7,2	5093	1,1	4	
			3820	1,4	3	
			2801	2,0	2,2	
	700	5,6	4911	1,1	3	
			3602	1,5	2,2	
			2456	2,2	1,5	
	450	3,6	5603	1,0	2,2	
			3820	1,4	1,5	
			2801	2,0	1,1	



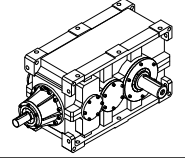
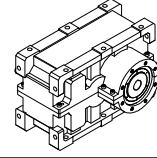
Çevrim Oranı Ratio (İ)	Giriş Devri Input Speed d/d (rpm)	Çıkış Devri Output Speed d/d (rpm)	Çıkış Momenti Output Torque (Nm)	Servis Faktörü Service Factor (fs)	Motor Gücü Motor Power (KW)	Redüktör Tipi Type
15	1400	93,3	4420	1,8	45	K430-3 / EK430-3
			3634	2,2	37	
			2947	2,7	30	
	900	60,0	5654	1,4	37	
			4584	1,7	30	
			3362	2,4	22	
	700	46,7	5894	1,4	30	
			4322	1,9	22	
			3634	2,2	18,5	
	450	30,0	6723	1,2	22	
			5654	1,4	18,5	
			4584	1,7	15	
25	1400	56,0	6057	1,3	37	
			4911	1,6	30	
			3602	2,2	22	
	900	36,0	7640	1,0	30	
			5603	1,4	22	
			4711	1,7	18,5	
	700	28,0	6057	1,3	18,5	
			4911	1,6	15	
			3602	2,2	11	
	450	18,0	7640	1,0	15	
			5603	1,4	11	
			4584	1,7	9	
35	1400	40,0	6876	1,2	30	
			5042	1,6	22	
			4240	1,9	18,5	
	900	25,7	6596	1,2	18,5	
			5348	1,5	15	
			3922	2,0	11	
	700	20,0	6876	1,2	15	
			5042	1,6	11	
			4126	1,9	9	
	450	12,9	7844	1,0	11	
			6418	1,2	9	
			5348	1,5	7,5	
40	1400	35,0	5763	1,4	22	
			4846	1,7	18,5	
			3929	2,0	15	
	900	22,5	7538	1,1	18,5	
			6112	1,3	15	
			4482	1,8	11	
	700	17,5	7858	1,0	15	
			5763	1,4	11	
			4715	1,7	9	
	450	11,3	7334	1,1	9	
			6112	1,3	7,5	
			4482	1,8	5,5	
45	1400	31,1	5452	1,5	18,5	
			4420	1,8	15	
			3242	2,5	11	
	900	20,0	6876	1,2	15	
			5042	1,6	11	
			4126	1,9	9	



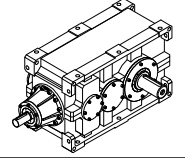
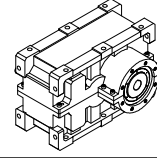
Çevrim Oranı Ratio (i)	Giriş Devri Input Speed d/d (rpm)	Çıkış Devri Output Speed d/d (rpm)	Çıkış Momenti Output Torque (Nm)	Servis Faktörü Service Factor (fs)	Motor Gücü Motor Power (KW)	Redüktör Tipi Type
45	700	15,6	6483	1,2	11	K430-3 / EK430-3
			5304	1,5	9	
			4420	1,8	7,5	
	450	10,0	8251	1,0	9	
			6876	1,2	7,5	
			5042	1,6	5,5	
50	1400	28,0	6057	1,3	18,5	
			4911	1,6	15	
			3602	2,2	11	
	900	18,0	7640	1,0	15	
			5603	1,4	11	
			4584	1,7	9	
	700	14,0	7203	1,1	11	
			5894	1,4	9	
			4911	1,6	7,5	
			7640	1,0	7,5	
			5603	1,4	5,5	
			4075	2,0	4	
60	1400	23,3	5894	1,4	15	
			4322	1,9	11	
			3536	2,3	9	
	900	15,0	6723	1,2	11	
			5501	1,5	9	
			4584	1,7	7,5	
	700	11,7	7072	1,1	9	
			5894	1,4	7,5	
			4322	1,9	5,5	
	450	7,5	6723	1,2	5,5	
			4890	1,6	4	
			3667	2,2	3	
70	1400	20,0	6876	1,2	15	
			5042	1,6	11	
			4126	1,9	9	
	900	12,9	6418	1,2	9	
			5348	1,5	7,5	
			3922	2,0	5,5	
	700	10,0	6876	1,2	7,5	
			5042	1,6	5,5	
			3667	2,2	4	
	450	6,4	7844	1,0	5,5	
			5705	1,4	4	
			4278	1,9	3	
80	1400	17,5	5763	1,4	11	
			4715	1,7	9	
			3929	2,0	7,5	
	900	11,3	7334	1,1	9	
			6112	1,3	7,5	
			4482	1,8	5,5	
	700	8,8	7858	1,0	7,5	
			5763	1,4	5,5	
			4191	1,9	4	
	450	5,6	6519	1,2	4	
			4890	1,6	3	
			3586	2,2	2,2	



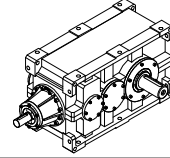
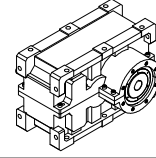
Çevrim Oranı Ratio (İ)	Giriş Devri Input Speed d/d (rpm)	Çıkış Devri Output Speed d/d (rpm)	Çıkış Momenti Output Torque (Nm)	Servis Faktörü Service Factor (fs)	Motor Gücü Motor Power (KW)	Redüktör Tipi Type
90	1400	15,6	6483	1,2	11	K430-3 / EK430-3
			5304	1,5	9	
			4420	1,8	7,5	
	900	10,0	6876	1,2	7,5	
			5042	1,6	5,5	
			3667	2,2	4	
	700	7,8	6483	1,2	5,5	
			4715	1,7	4	
			3536	2,3	3	
	450	5,0	7334	1,1	4	
			5501	1,5	3	
			4034	2,0	2,2	
100	1400	14,0	5894	1,4	9	
			4911	1,6	7,5	
			3602	2,2	5,5	
	900	9,0	7640	1,0	7,5	
			5603	1,4	5,5	
			4075	2,0	4	
	700	7,0	7203	1,1	5,5	
			5239	1,5	4	
			3929	2,0	3	
	450	4,5	8149	1,0	4	
			6112	1,3	3	
			4482	1,8	2,2	
110	1400	12,7	5403	1,5	7,5	
			3962	2,0	5,5	
			2881	2,8	4	
	900	8,2	6163	1,3	5,5	
			4482	1,8	4	
			3362	2,4	3	
	700	6,4	5763	1,4	4	
			4322	1,9	3	
			3170	2,5	2,2	
	450	4,1	6723	1,2	3	
			4930	1,6	2,2	
			3362	2,4	1,5	
125	1400	11,2	6139	1,3	7,5	
			4502	1,8	5,5	
			3274	2,4	4	
	900	7,2	7003	1,1	5,5	
			5093	1,6	4	
			3820	2,1	3	
	700	5,6	6549	1,2	4	
			4911	1,6	3	
			3602	2,2	2,2	
	450	3,6	7640	1,0	3	
			5603	1,4	2,2	
			3820	2,1	1,5	



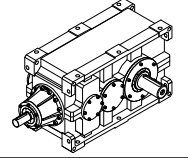
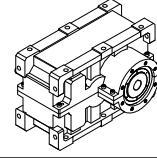
Çevrim Oranı Ratio (İ)	Giriş Devri Input Speed d/d (rpm)	Çıkış Devri Output Speed d/d (rpm)	Çıkış Momenti Output Torque (Nm)	Servis Faktörü Service Factor (fs)	Motor Gücü Motor Power (KW)	Redüktör Tipi Type
15	1400	93,3	5404,5	2,0	55	K455-3 / EK455-3
			4421,9	2,4	45	
			3635,8	2,9	37	
	900	60,0	6876,0	1,6	45	
			5653,6	1,9	37	
			4584,0	2,3	30	
	700	46,7	7263,7	1,5	37	
			5889,5	1,8	30	
			4319,0	2,5	22	
	450	30,0	9168,0	1,2	30	
			6723,2	1,6	22	
			5653,6	1,9	18,5	
25	1400	56,0	7367,1	1,4	45	
			6057,4	1,8	37	
			4911,4	2,2	30	
	900	36,0	9422,7	1,1	37	
			7640,0	1,4	30	
			5602,7	1,9	22	
	700	28,0	7203,4	1,5	22	
			6057,4	1,8	18,5	
			4911,4	2,2	15	
	450	18,0	9422,7	1,1	18,5	
			7640,0	1,4	15	
			5602,7	1,9	11	
35	1400	40,0	8480,4	1,3	37	
			6876,0	1,6	30	
			5042,4	2,1	22	
	900	25,7	7848,1	1,4	22	
			6599,5	1,6	18,5	
			5351,0	2,0	15	
	700	20,0	8480,4	1,3	18,5	
			6876,0	1,6	15	
			5042,4	2,1	11	
	450	12,9	10660,5	1,0	15	
			5330,2	2,0	7,5	
			6396,3	1,7	9	
40	1400	35,0	7858,3	1,4	30	
			5762,7	1,8	22	
			4845,9	2,2	18,5	
	900	22,5	8964,3	1,2	22	
			7538,1	1,4	18,5	
			6112,0	1,7	15	
	700	17,5	9691,9	1,1	18,5	
			7858,3	1,4	15	
			5762,7	1,8	11	
	450	11,3	8924,6	1,2	11	
			7301,9	1,5	9	
			6085,0	1,8	7,5	
45	1400	31,1	6485,4	1,6	22	
			5453,6	2,0	18,5	
			4421,9	2,4	15	
	900	20,0	8480,4	1,3	18,5	
			6876,0	1,6	15	
			5042,4	2,1	11	



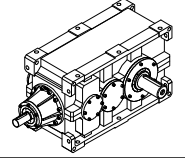
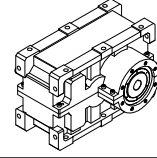
Çevrim Oranı Ratio (İ)	Giriş Devri Input Speed d/d (rpm)	Çıkış Devri Output Speed d/d (rpm)	Çıkış Momenti Output Torque (Nm)	Servis Faktörü Service Factor (fs)	Motor Gücü Motor Power (KW)	Redüktör Tipi Type
45	700	15,6	8815	1,2	15	K455-3 / EK455-3
			6465	1,6	11	
			5289	2,0	9	
	450	10,0	10085	1,1	11	
			8251	1,3	9	
			6876	1,6	7,5	
50	1400	28,0	7203	1,5	22	
			6057	1,8	18,5	
			4911	2,2	15	
	900	18,0	9423	1,1	18,5	
			7640	1,4	15	
			5603	1,9	11	
	700	14,0	9823	1,1	15	
			7203	1,5	11	
			5894	1,8	9	
	450	9,0	11205	1,0	11	
			9168	1,2	9	
			7640	1,4	7,5	
60	1400	23,3	7279	1,5	18,5	
			5902	1,8	15	
			4328	2,5	11	
	900	15,0	9168	1,2	15	
			6723	1,6	11	
			5501	1,9	9	
	700	11,7	8619	1,2	11	
			7052	1,5	9	
			5877	1,8	7,5	
	450	7,5	9168	1,2	7,5	
			6723	1,6	5,5	
			4890	2,2	4	
70	1400	20,0	8480	1,3	18,5	
			6876	1,6	15	
			5042	2,1	11	
	900	12,9	7818	1,4	11	
			6396	1,7	9	
			5330	2,0	7,5	
	700	10,0	8251	1,3	9	
			6876	1,6	7,5	
			5042	2,1	5,5	
	450	6,4	10744	1,0	7,5	
			7879	1,4	5,5	
			5730	1,9	4	
80	1400	17,5	7858	1,4	15	
			5763	1,8	11	
			4715	2,3	9	
	900	11,3	8925	1,2	11	
			7302	1,5	9	
			6085	1,8	7,5	
	700	8,8	9376	1,1	9	
			7814	1,4	7,5	
			5730	1,9	5,5	
	450	5,6	9004	1,2	5,5	
			6549	1,6	4	
			4911	2,2	3	



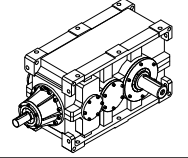
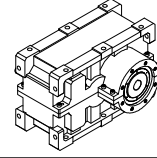
İçim Oranı Ratio (i)	Giriş Devri Input Speed d/d (rpm)	Çıkış Devri Output Speed d/d (rpm)	Çıkış Momenti Output Torque (Nm)	Servis Faktörü Service Factor (fs)	Motor Gücü Motor Power (KW)	Redüktör Tipi Type
90	1400	15,6	8815	1,2	15	K455-3 / EK455-3
			6465	1,6	11	
			5289	2,0	9	
	900	10,0	8251	1,3	9	
			6876	1,6	7,5	
			5042	2,1	5,5	
	700	7,8	8815	1,2	7,5	
			6465	1,6	5,5	
			4702	2,3	4	
	450	5,0	10085	1,1	5,5	
			7334	1,5	4	
			5501	1,9	3	
100	1400	14,0	7203	1,5	11	
			5894	1,8	9	
			4911	2,2	7,5	
	900	9,0	9168	1,2	9	
			7640	1,4	7,5	
			5603	1,9	5,5	
	700	7,0	9823	1,1	7,5	
			7203	1,5	5,5	
			5239	2,0	4	
	450	4,5	11205	1,0	5,5	
			8149	1,3	4	
			6112	1,7	3	
110	1400	12,7	7941	1,3	11	
			6497	1,6	9	
			5414	2,0	7,5	
	900	8,2	8385	1,3	7,5	
			6149	1,7	5,5	
			4472	2,4	4	
	700	6,4	7879	1,4	5,5	
			5730	1,9	4	
			4298	2,5	3	
	450	4,1	8944	1,2	4	
			6708	1,6	3	
			4919	2,2	2,2	
125	1400	11,2	7367	1,4	9	
			6139	1,7	7,5	
			4502	2,4	5,5	
	900	7,2	9550	1,1	7,5	
			7003	1,5	5,5	
			5093	2,1	4	
	700	5,6	9004	1,2	5,5	
			6549	1,6	4	
			4911	2,2	3	
	450	3,6	7640	1,4	3	
			5603	1,9	2,2	
			3820	2,8	1,5	



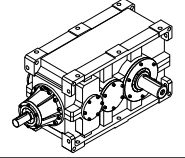
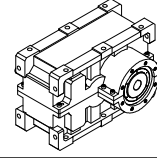
Çevrim Oranı Ratio (İ)	Giriş Devri Input Speed d/d (rpm)	Çıkış Devri Output Speed d/d (rpm)	Çıkış Momenti Output Torque (Nm)	Servis Faktörü Service Factor (fs)	Motor Gücü Motor Power (KW)	Redüktör Tipi Type
15	1400	93,3	5403	2,3	55	K480-3 / EK480-3
			4420	2,8	45	
			3634	3,4	37	
	900	60,0	6876	1,8	45	
			5654	2,2	37	
			4584	2,7	30	
	700	46,7	7269	1,7	37	
			5894	2,1	30	
			4322	2,9	22	
	450	30,0	9168	1,4	30	
			6723	1,9	22	
			5654	2,2	18,5	
25	1400	56,0	9004	1,4	55	
			7367	1,7	45	
			6057	2,1	37	
	900	36,0	9423	1,3	37	
			7640	1,6	30	
			5603	2,2	22	
	700	28,0	9823	1,3	30	
			7203	1,7	22	
			6057	2,1	18,5	
	450	18,0	11205	1,1	22	
			9423	1,3	18,5	
			7640	1,6	15	
35	1400	40,0	10314	1,2	45	
			8480	1,5	37	
			6876	1,8	30	
	900	25,7	10696	1,2	30	
			7844	1,6	22	
			6596	1,9	18,5	
	700	20,0	10085	1,2	22	
			8480	1,5	18,5	
			6876	1,8	15	
	450	12,9	13192	0,9	18,5	
			10696	1,2	15	
			7844	1,6	11	
40	1400	35,0	9692	1,3	37	
			7858	1,6	30	
			5763	2,2	22	
	900	22,5	8964	1,4	22	
			7538	1,7	18,5	
			6112	2	15	
	700	17,5	9692	1,3	18,5	
			7858	1,6	15	
			5763	2,2	11	
	450	11,3	12224	1	15	
			8964	1,4	11	
			7334	1,7	9	
45	1400	31,1	8841	1,4	30	
			6483	1,9	22	
			5452	2,3	18,5	
	900	20,0	10085	1,2	22	
			8480	1,5	18,5	
			6876	1,8	15	



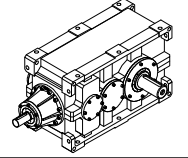
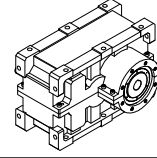
Çevrim Oranı Ratio (İ)	Giriş Devri Input Speed d/d (rpm)	Çıkış Devri Output Speed d/d (rpm)	Çıkış Momenti Output Torque (Nm)	Servis Faktörü Service Factor (fs)	Motor Gücü Motor Power (KW)	Redüktör Tipi Type
45	700	15,6	10872	1,1	18,5	K480-3 / EK480-3
			8815	1,4	15	
			6465	1,9	11	
	450	10,0	13752	0,9	15	
			10085	1,2	11	
50	1400	28,0	8251	1,5	9	
			9823	1,2	30	
			7203	1,7	22	
	900	18,0	6057	2,0	18,5	
			11205	1,1	22	
			9423	1,3	18,5	
	700	14,0	7640	1,6	15	
			12115	1,0	18,5	
			9823	1,2	15	
	450	9,0	7203	1,7	11	
			11205	1,1	11	
			9168	1,3	9	
7640			1,6	7,5		
8656			1,4	22		
60	1400	23,3	7279	1,7	18,5	
			5902	2,1	15	
			11307	1,1	18,5	
	900	15,0	9168	1,3	15	
			6723	1,8	11	
			11754	1,0	15	
	700	11,7	8619	1,4	11	
			7052	1,7	9	
			11002	1,1	9	
	450	7,5	9168	1,3	7,5	
			6723	1,8	5,5	
			10085	1,2	22	
8480			1,4	18,5		
6876			1,8	15		
70	1400	20,0	10660	1,1	15	
			7818	1,6	11	
			6396	1,9	9	
	900	12,9	10085	1,2	11	
			8251	1,5	9	
			6876	1,8	7,5	
	700	10,0	10744	1,1	7,5	
			7879	1,6	5,5	
			5730	2,1	4	
	450	6,4	9692	1,3	18,5	
			7858	1,6	15	
			5763	2,1	11	
12170			1,0	15		
8925			1,4	11		
80	900	11,3	7302	1,7	9	
			11460	1,1	11	
			9376	1,3	9	
	700	8,8	7814	1,6	7,5	
			12279	1,0	7,5	
			9004	1,4	5,5	
450	5,6	6549	1,9	4		



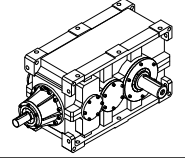
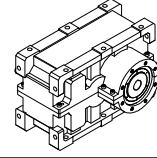
Çevrim Oranı Ratio (İ)	Giriş Devri Input Speed d/d (rpm)	Çıkış Devri Output Speed d/d (rpm)	Çıkış Momenti Output Torque (Nm)	Servis Faktörü Service Factor (fs)	Motor Gücü Motor Power (KW)	Redüktör Tipi Type
90	1400	15,6	10903	1,1	18,5	K480-3 / EK480-3
			8841	1,4	15	
			6483	1,9	11	
	900	10,0	10085	1,2	11	
			8251	1,5	9	
			6876	1,8	7,5	
	700	7,8	10609	1,2	9	
			8841	1,4	7,5	
			6483	1,9	5,5	
	450	5,0	10085	1,2	5,5	
			7334	1,7	4	
			5501	2,3	3	
100	1400	14,0	9823	1,3	15	
			7203	1,7	11	
			5894	2,1	9	
	900	9,0	11205	1,1	11	
			9168	1,4	9	
			7640	1,6	7,5	
	700	7,0	9823	1,3	7,5	
			6549	1,9	5	
			5239	2,4	4	
	450	4,5	10187	1,2	5	
			8149	1,5	4	
			6112	2	3	
110	1400	12,7	10805	1,2	15	
			7924	1,6	11	
			6483	1,9	9	
	900	8,2	10085	1,2	9	
			8404	1,5	7,5	
			6163	2	5,5	
	700	6,4	10805	1,2	7,5	
			7924	1,6	5,5	
			5763	2,2	4	
	450	4,1	12326	1	5,5	
			8964	1,4	4	
			6723	1,9	3	
125	1400	11,2	9004	1,4	11	
			7367	1,7	9	
			6139	2	7,5	
	900	7,2	11460	1,1	9	
			9550	1,3	7,5	
			7003	1,8	5,5	
	700	5,6	12279	1	7,5	
			9004	1,4	5,5	
			6549	1,9	4	
	450	3,6	10187	1,2	4	
			7640	1,6	3	
			5603	2,2	2,2	



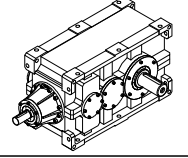
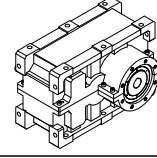
Çevrim Oranı Ratio (İ)	Giriş Devri Input Speed d/d (rpm)	Çıkış Devri Output Speed d/d (rpm)	Çıkış Momenti Output Torque (Nm)	Servis Faktörü Service Factor (fs)	Motor Gücü Motor Power (KW)	Redüktör Tipi Type
15	1400	93,3	8841	2,3	90	K550-3 / EK550-3
			7367	2,7	75	
			5403	3,7	55	
	900	60,0	11460	1,7	75	
			8404	2,4	55	
			6876	2,9	45	
	700	46,7	10805	1,9	55	
			8841	2,3	45	
			7269	2,8	37	
	450	30,0	13752	1,5	45	
			11307	1,8	37	
			9168	2,2	30	
25	1400	56,0	14734	1,4	90	
			12279	1,6	75	
			9004	2,2	55	
	900	36,0	14007	1,4	55	
			11460	1,7	45	
			9423	2,1	37	
	700	28,0	14734	1,4	45	
			12115	1,7	37	
			9823	2	30	
	450	18,0	18845	1,1	37	
			15280	1,3	30	
			11205	1,8	22	
35	1400	40,0	17190	1,2	75	
			12606	1,6	55	
			10314	1,9	45	
	900	25,7	16044	1,2	45	
			13192	1,5	37	
			10696	1,9	30	
	700	20,0	16961	1,2	37	
			13752	1,5	30	
			10085	2	22	
	450	12,9	21392	0,9	30	
			15687	1,3	22	
			13192	1,5	18,5	
40	1400	35,0	14407	1,4	55	
			11787	1,7	45	
			9692	2,1	37	
	900	22,5	18336	1,1	45	
			15076	1,3	37	
			12224	1,6	30	
	700	17,5	19384	1	37	
			15717	1,3	30	
			11525	1,7	22	
	450	11,3	17929	1,1	22	
			15076	1,3	18,5	
			12224	1,6	15	
45	1400	31,1	13261	1,5	45	
			10903	1,8	37	
			8841	2,3	30	
	900	20,0	16961	1,2	37	
			13752	1,5	30	
			10085	2	22	



Çevrim Oranı Ratio (İ)	Giriş Devri Input Speed d/d (rpm)	Çıkış Devri Output Speed d/d (rpm)	Çıkış Momenti Output Torque (Nm)	Servis Faktörü Service Factor (fs)	Motor Gücü Motor Power (KW)	Redüktör Tipi Type
45	700	15,6	17681	1,1	30	K550-3 / EK550-3
			12966	1,5	22	
			10903	1,8	18,5	
	450	10,0	20170	1	22	
			16961	1,2	18,5	
			13752	1,5	15	
50	1400	28,0	14734	1,4	45	
			12115	1,7	37	
			9823	2	30	
	900	18,0	15280	1,3	30	
			11205	1,8	22	
			9423	2,1	18,5	
	700	14,0	14407	1,4	22	
			12115	1,7	18,5	
			9823	2	15	
	450	9,0	18845	1,1	18,5	
			15280	1,3	15	
			11205	1,8	11	
60	1400	23,3	17681	1,1	45	
			14538	1,4	37	
			11787	1,7	30	
	900	15,0	18336	1,1	30	
			13446	1,5	22	
			11307	1,8	18,5	
	700	11,7	17288	1,2	22	
			14538	1,4	18,5	
			11787	1,7	15	
	450	7,5	18336	1,1	15	
			13446	1,5	11	
			11002	1,8	9	
70	1400	20,0	16961	1,2	37	
			13752	1,5	30	
			10085	2	22	
	900	12,9	15687	1,3	22	
			13192	1,5	18,5	
			10696	1,9	15	
	700	10,0	16961	1,2	18,5	
			13752	1,5	15	
			10085	2	11	
	450	6,4	15687	1,3	11	
			12835	1,6	9	
			10696	1,9	7,5	
80	1400	17,5	19384	1	37	
			15717	1,3	30	
			11525	1,7	22	
	900	11,3	17929	1,1	22	
			15076	1,3	18,5	
			12224	1,6	15	
	700	8,8	19384	1	18,5	
			15717	1,3	15	
			11525	1,7	11	
	450	5,6	17929	1,1	11	
			14669	1,4	9	
			12224	1,6	7,5	

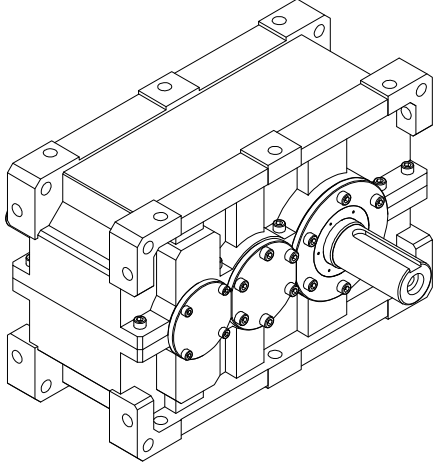


Çevrim Oranı Ratio (İ)	Giriş Devri Input Speed d/d (rpm)	Çıkış Devri Output Speed d/d (rpm)	Çıkış Momenti Output Torque (Nm)	Servis Faktörü Service Factor (fs)	Motor Gücü Motor Power (KW)	Redüktör Tipi Type
90	1400	15,6	17681	1,1	30	K550-3 / EK550-3
			12966	1,5	22	
			10903	1,8	18,5	
	900	10,0	16961	1,2	18,5	
			13752	1,5	15	
			10085	2	11	
	700	7,8	17681	1,1	15	
			12966	1,5	11	
			10609	1,9	9	
	450	5,0	20170	1	11	
			16502	1,2	9	
			13752	1,5	7,5	
100	1400	14,0	14407	1,4	22	
			12115	1,7	18,5	
			9823	2	15	
	900	9,0	18845	1,1	18,5	
			15280	1,3	15	
			11205	1,8	11	
	700	7,0	19646	1	15	
			14407	1,4	11	
			11787	1,7	9	
	450	4,5	18336	1,1	9	
			15280	1,3	7,5	
			11205	1,8	5,5	
110	1400	12,7	15848	1,3	22	
			13326	1,5	18,5	
			10805	1,9	15	
	900	8,2	16808	1,2	15	
			12326	1,6	11	
			10085	2	9	
	700	6,4	15848	1,3	11	
			12326	1,5	9	
			10805	1,9	7,5	
	450	4,1	20170	1	9	
			16808	1,2	7,5	
			12326	1,6	5,5	
125	1400	11,2	15144	1,3	18,5	
			12279	1,6	15	
			9004	2,2	11	
	900	7,2	19100	1	15	
			14007	1,4	11	
			11460	1,7	9	
	700	5,6	14734	1,4	9	
			12279	1,6	7,5	
			9004	2,2	5,5	
	450	3,6	19100	1	7,5	
			14007	1,4	5,5	
			10187	2	4	

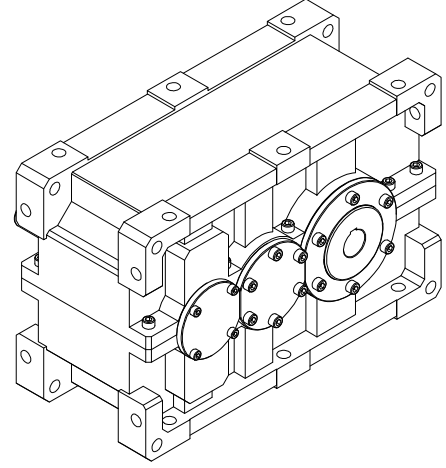


Ölçü Sayfaları

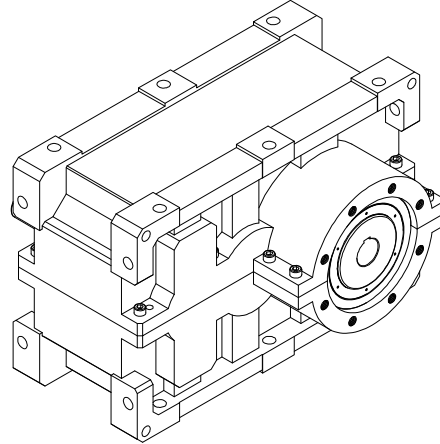
Dimension Pages



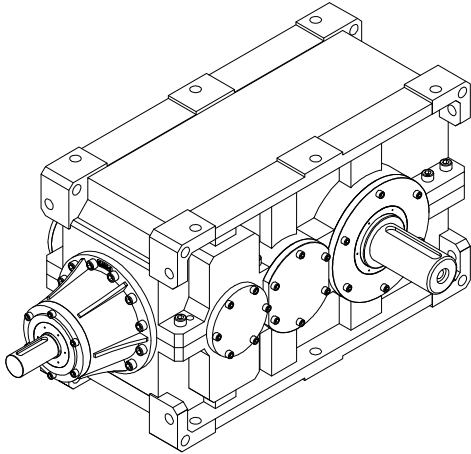
K SERIES



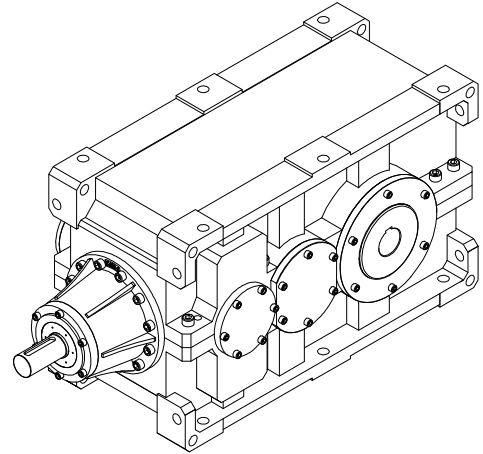
KD SERIES



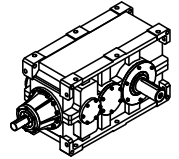
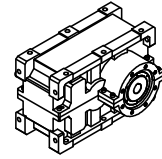
EK SERIES



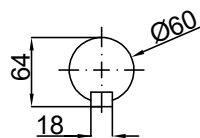
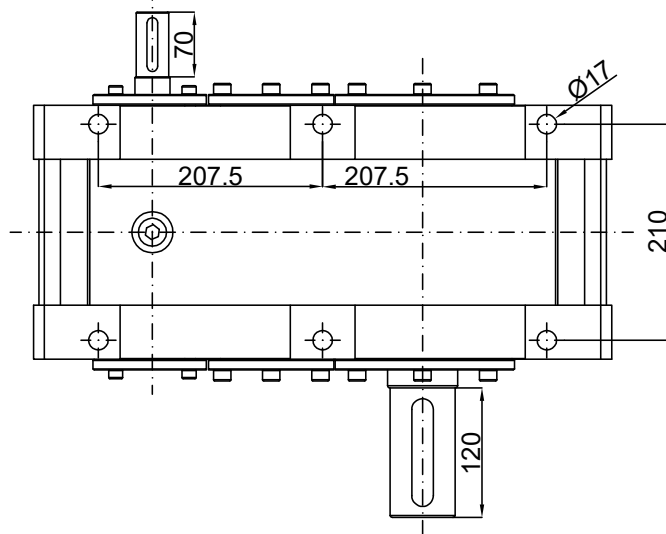
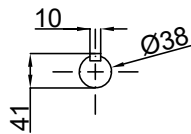
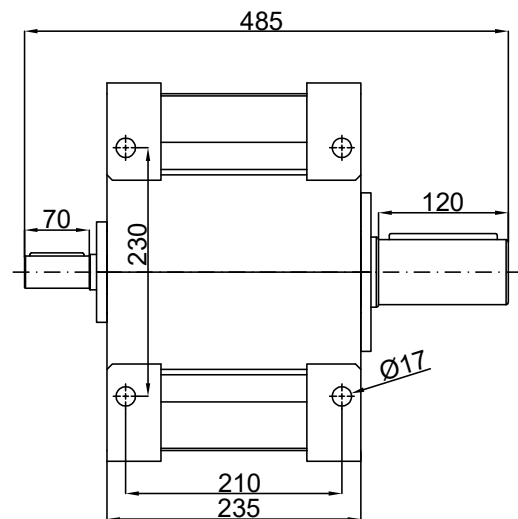
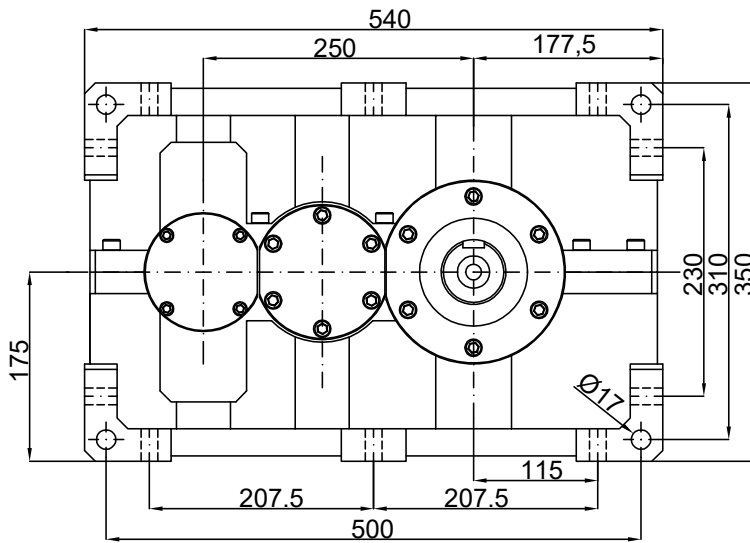
KB SERIES

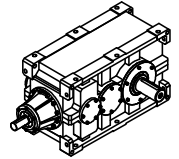
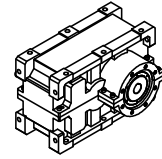


KBD SERIES

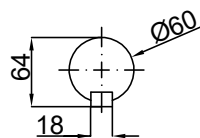
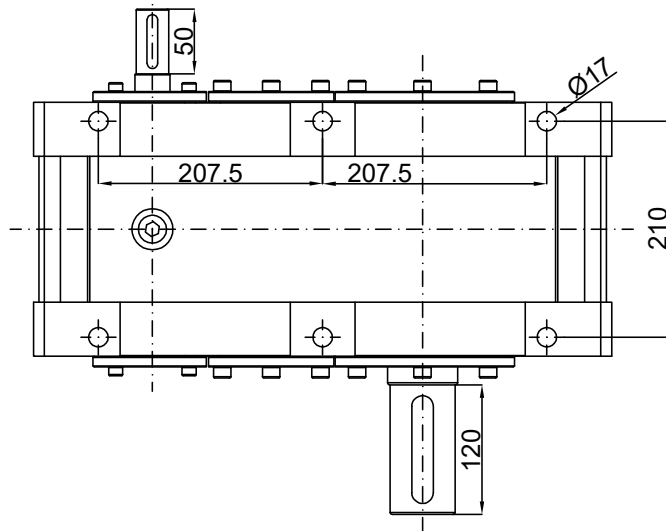
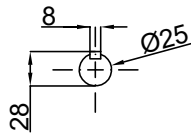
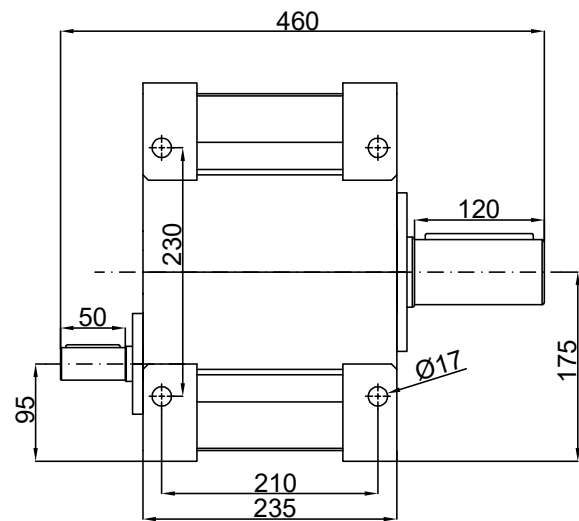
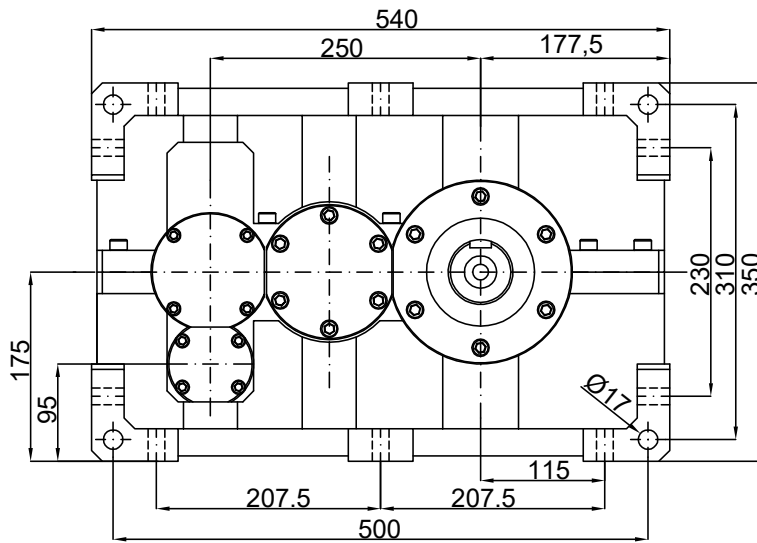


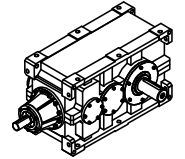
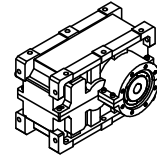
K 250-2



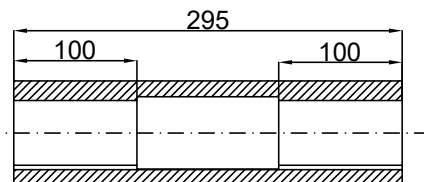
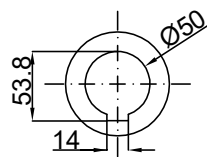
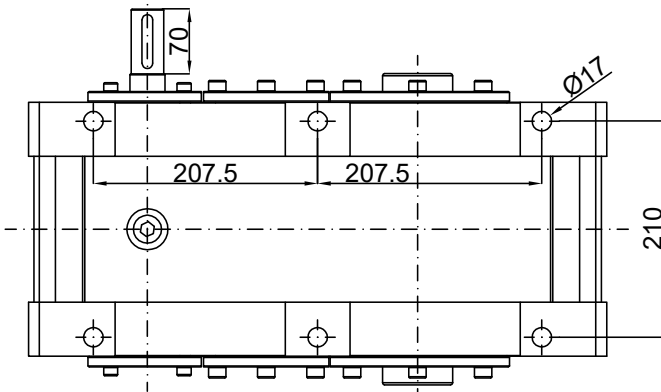
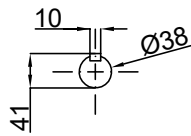
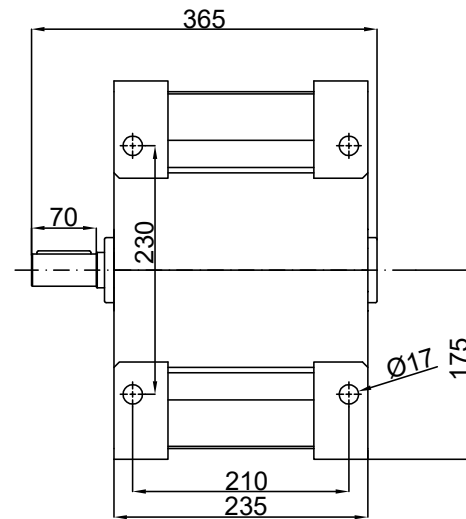
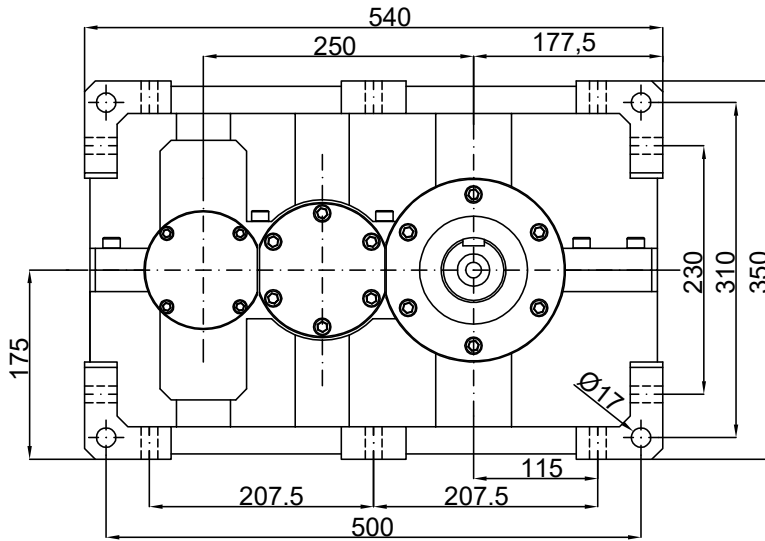


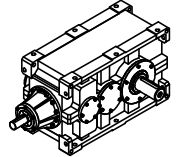
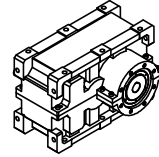
K 250-3



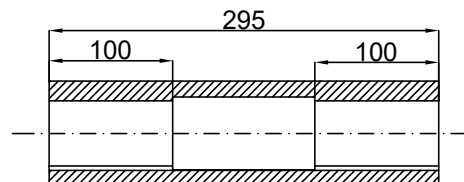
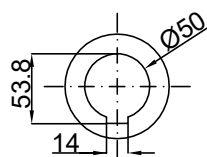
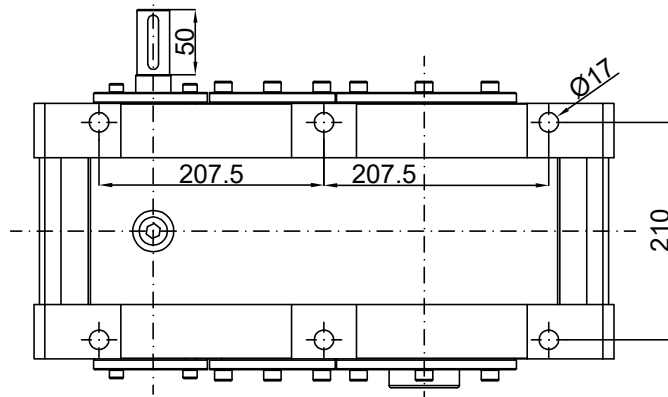
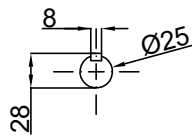
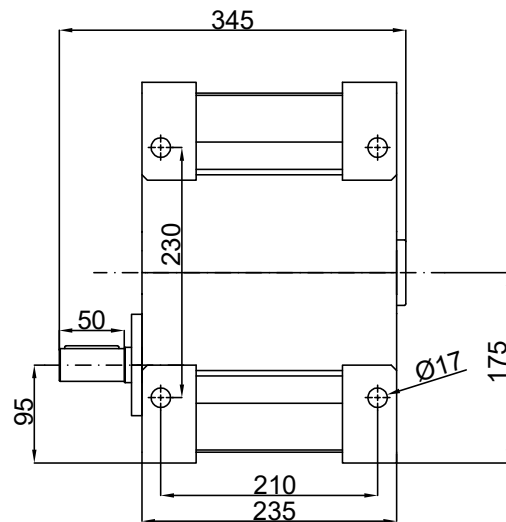
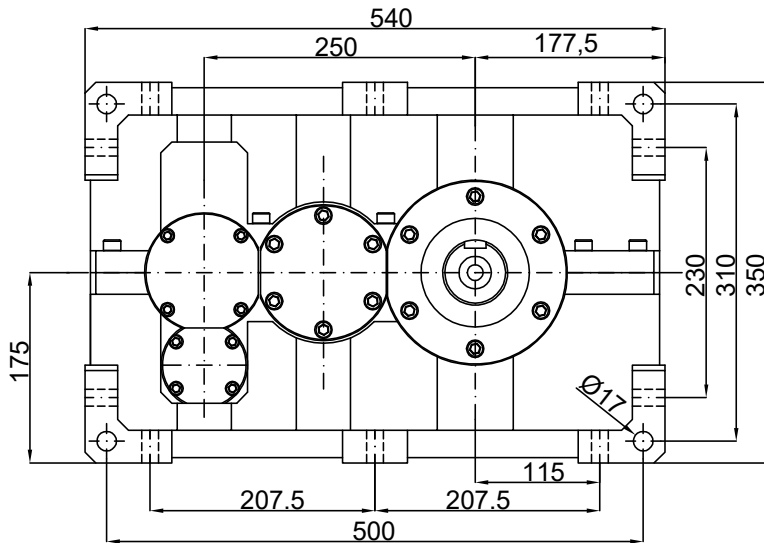


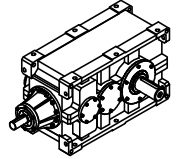
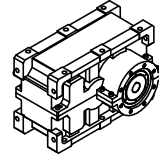
KD 250-2



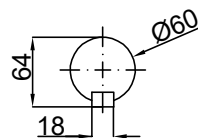
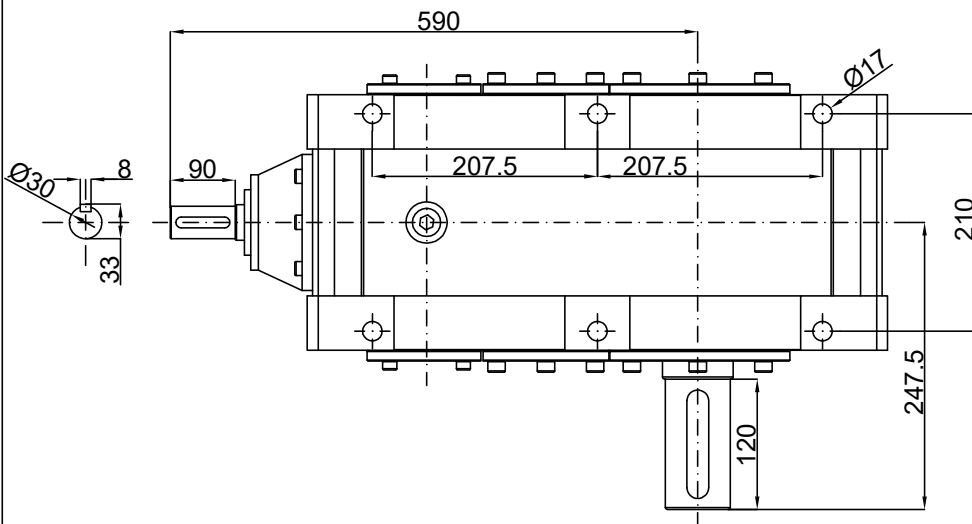
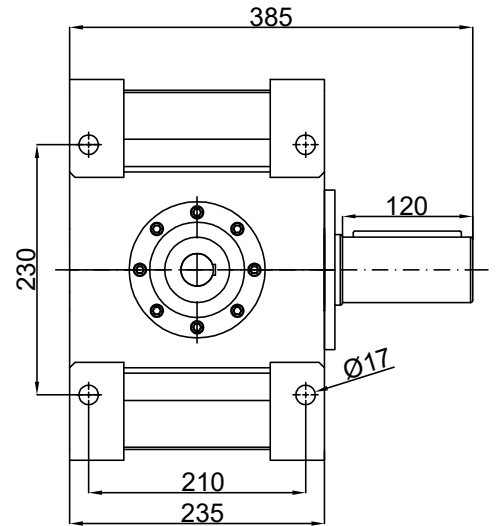
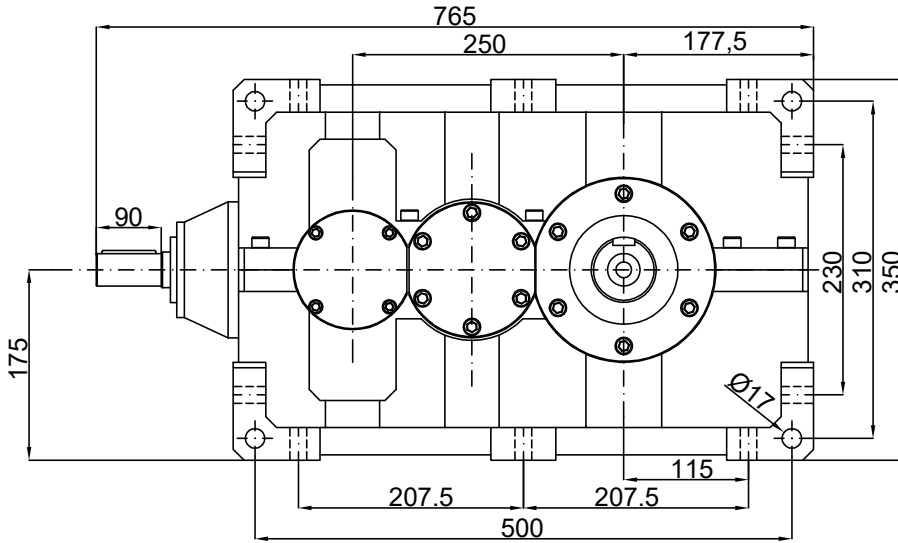


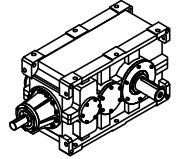
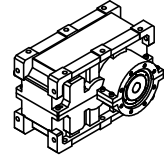
KD 250-3



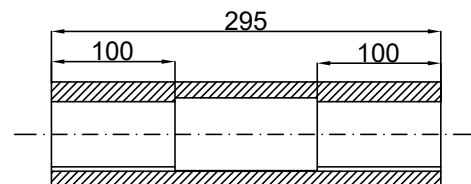
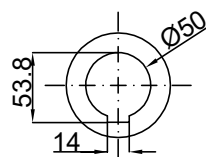
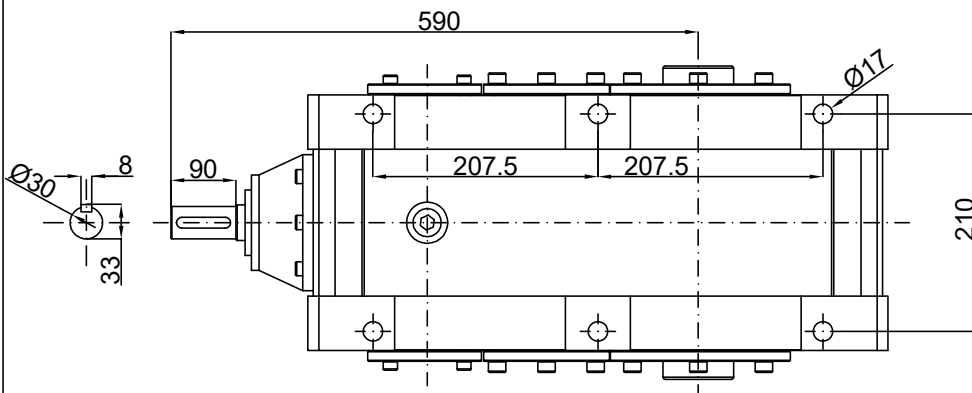
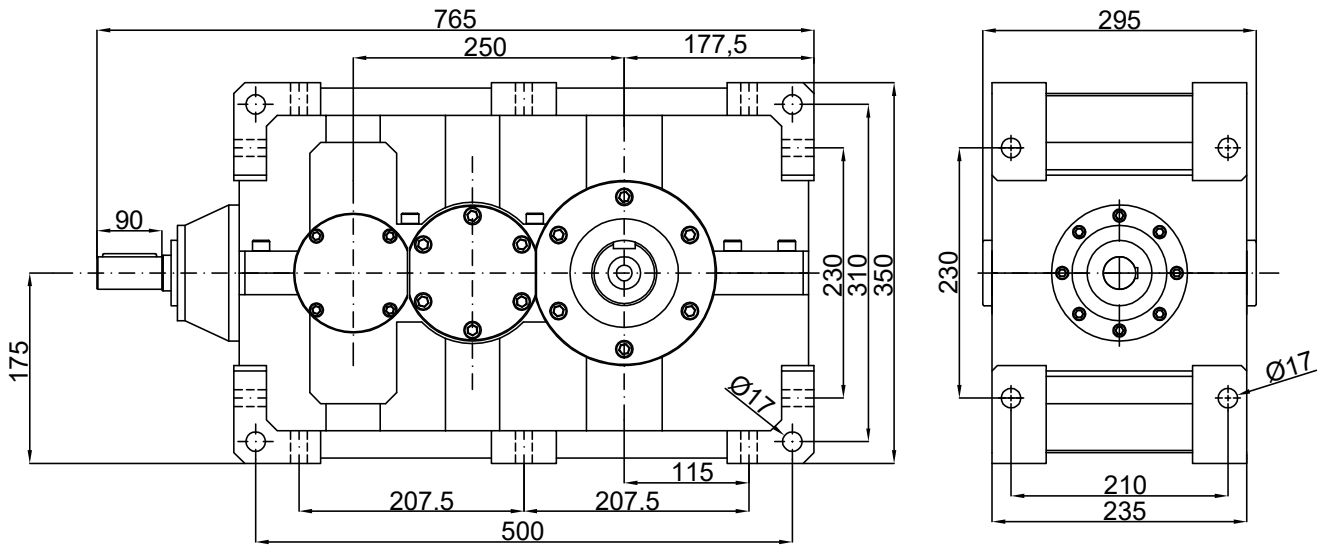


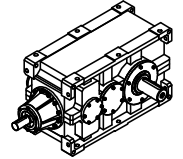
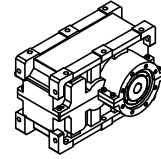
KB 250-3



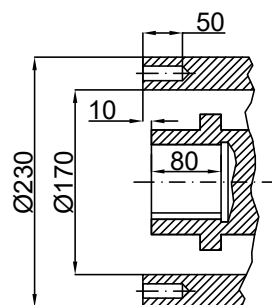
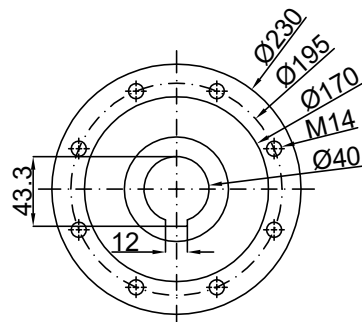
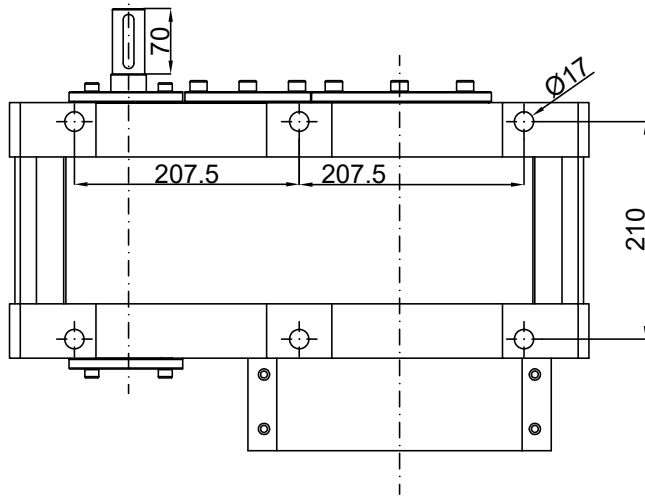
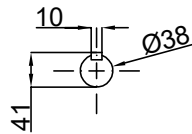
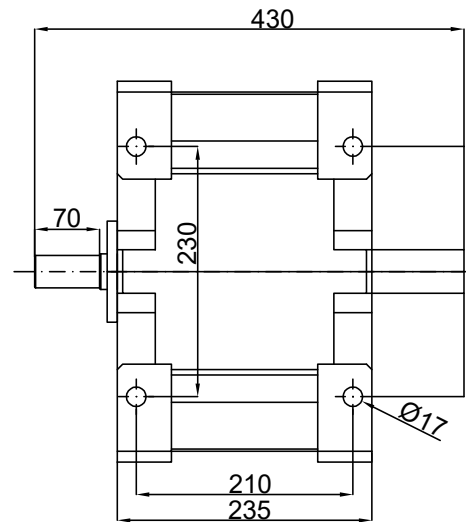
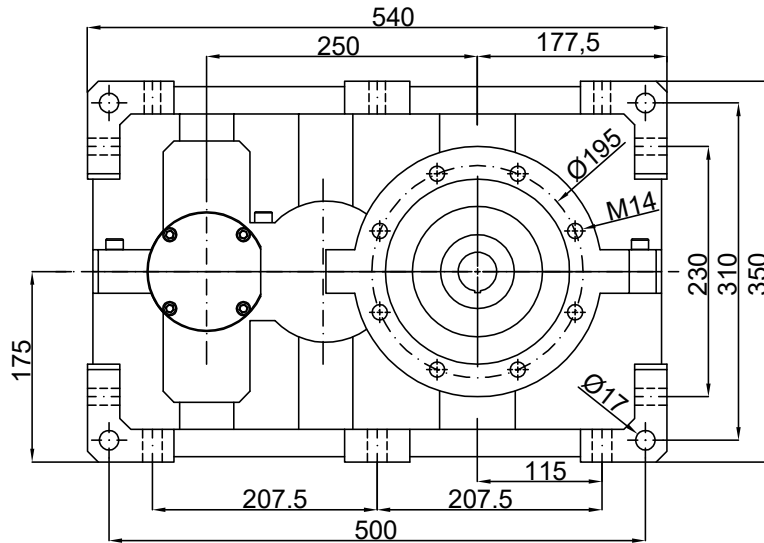


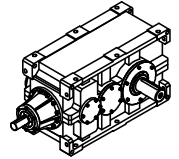
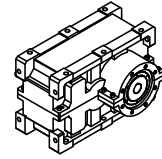
KBD 250-3



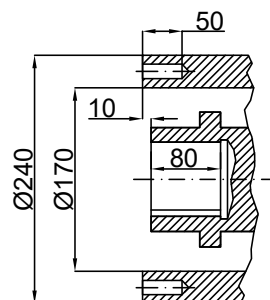
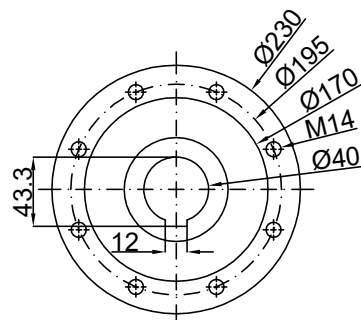
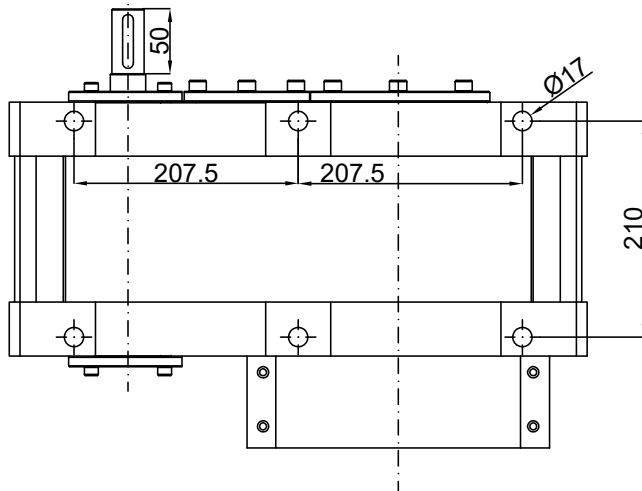
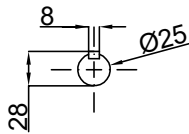
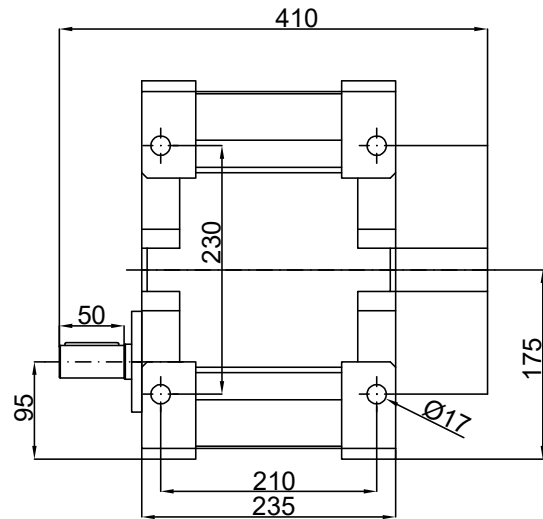
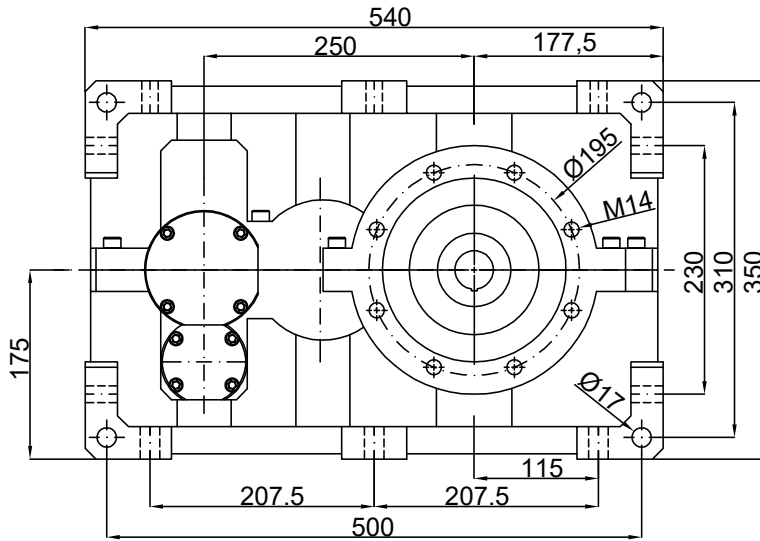


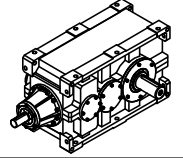
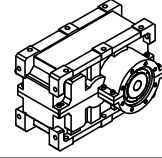
EK 250-2



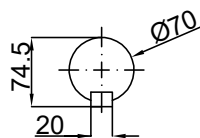
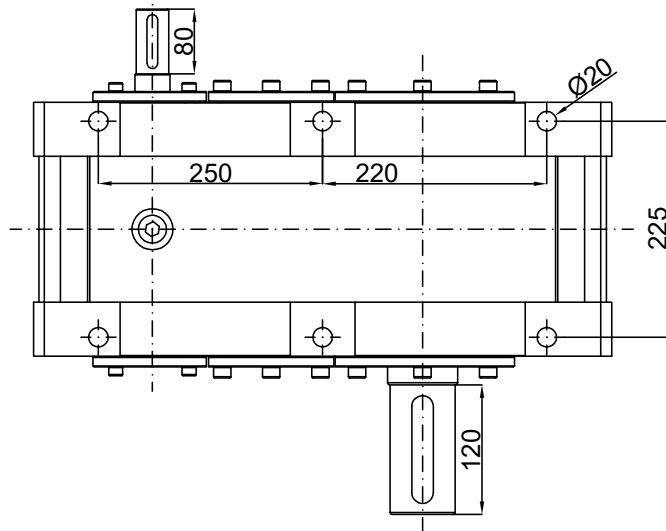
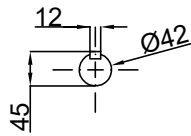
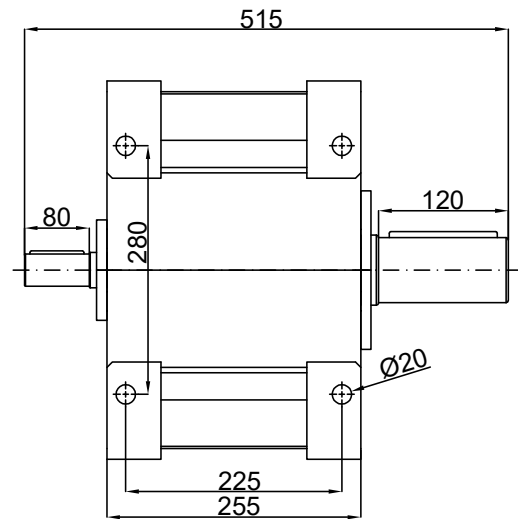
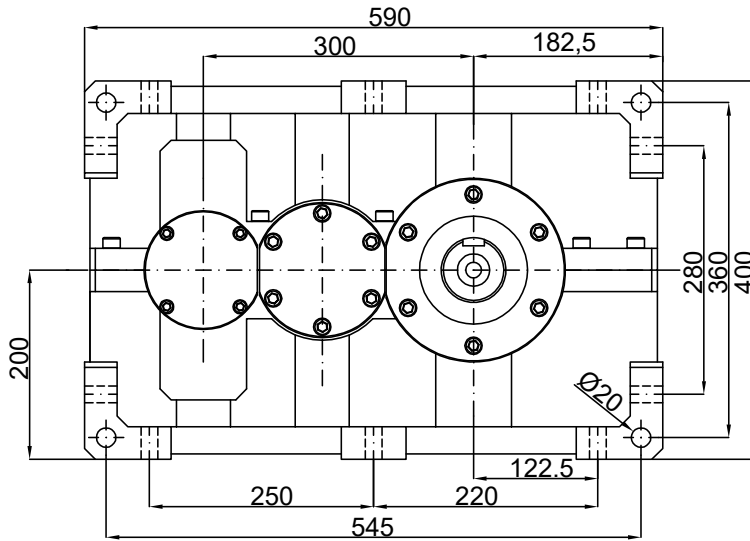


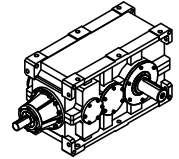
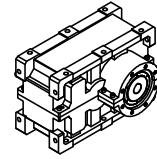
EK 250-3



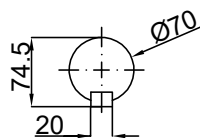
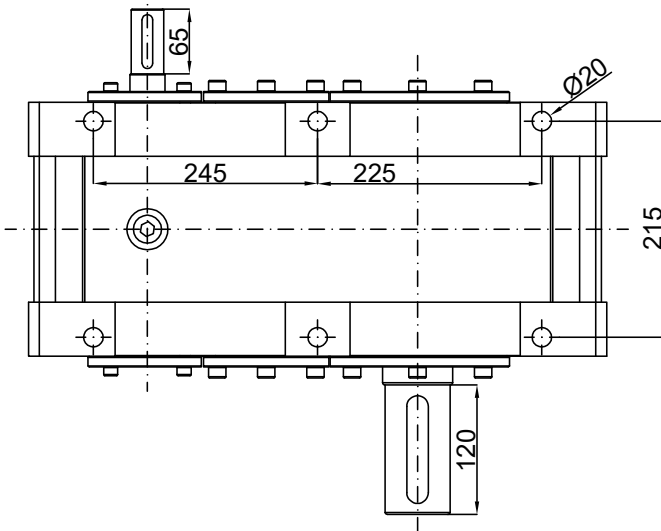
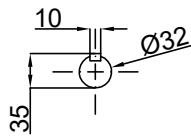
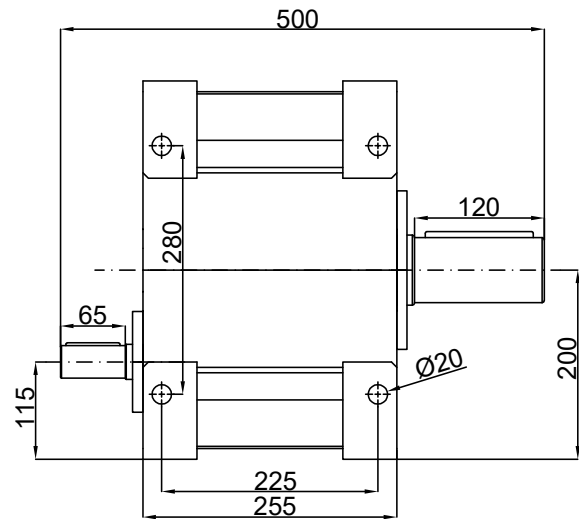
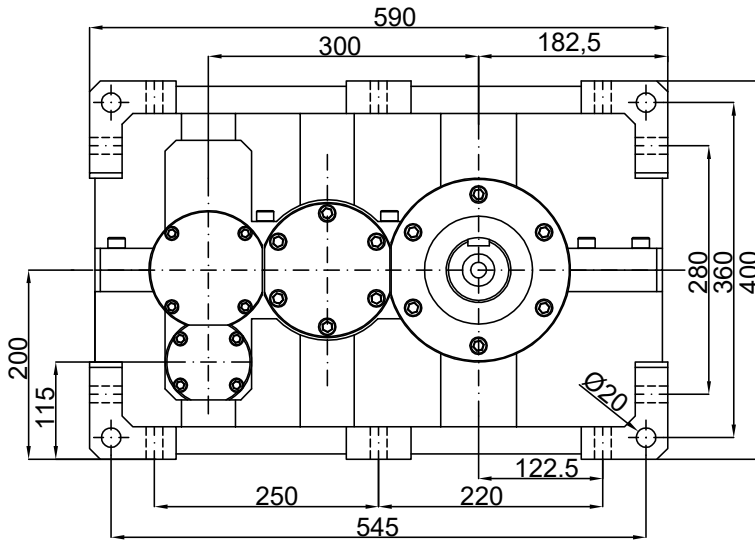


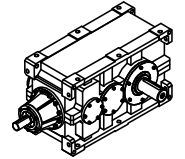
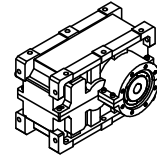
K 300-2



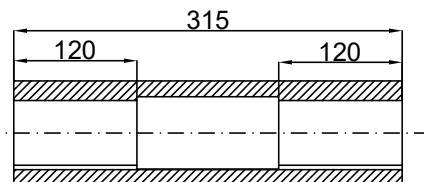
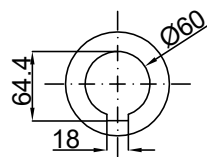
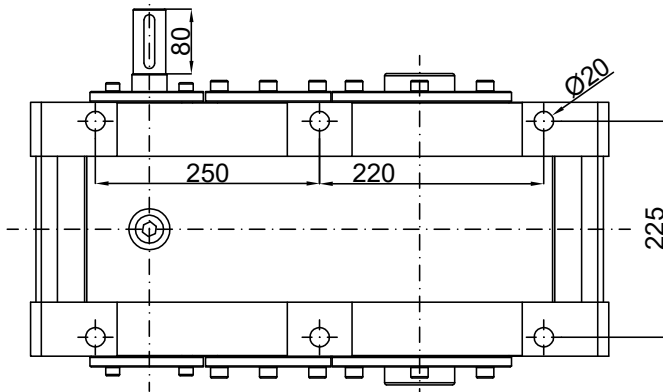
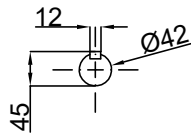
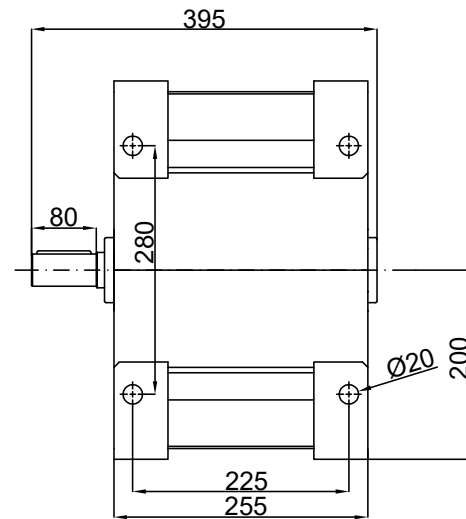
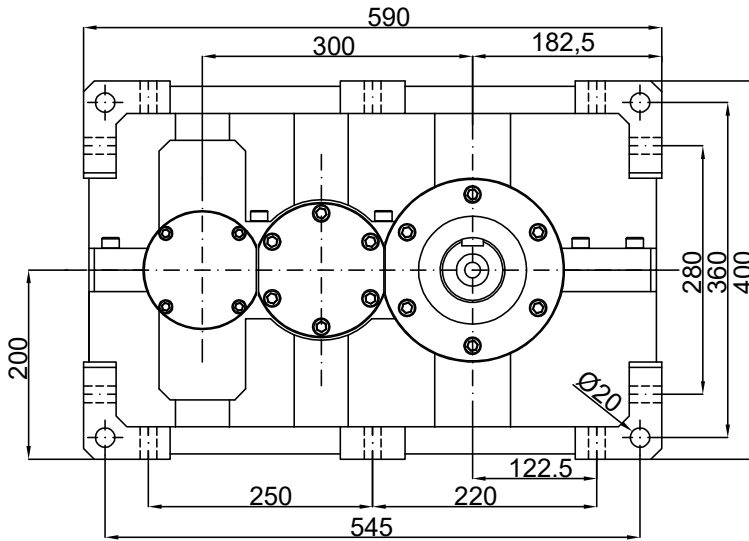


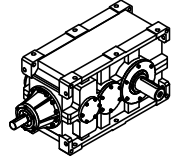
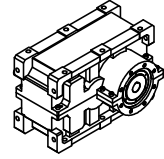
K 300-3



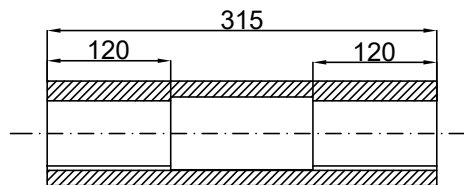
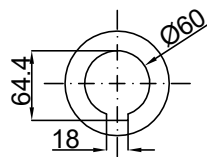
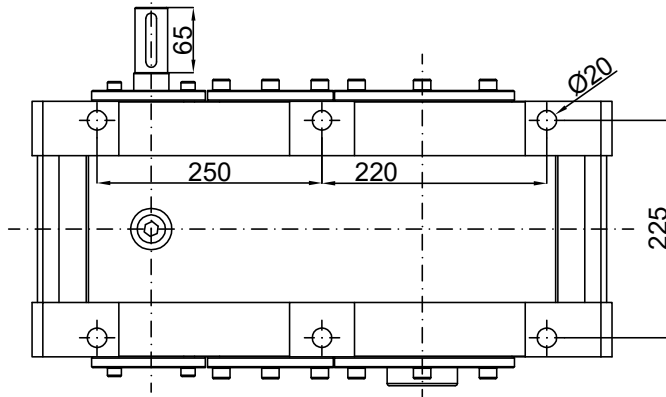
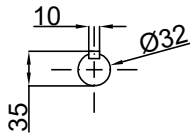
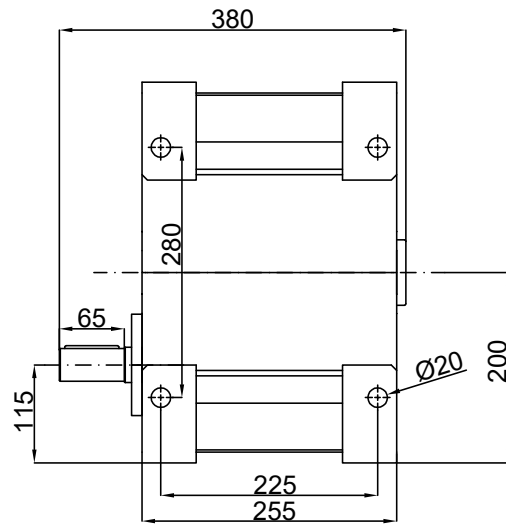
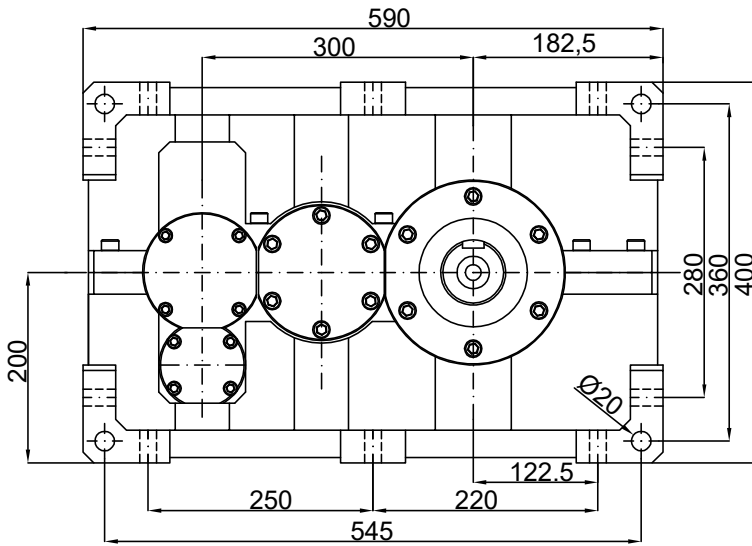


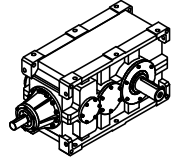
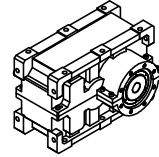
KD 300-2



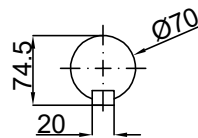
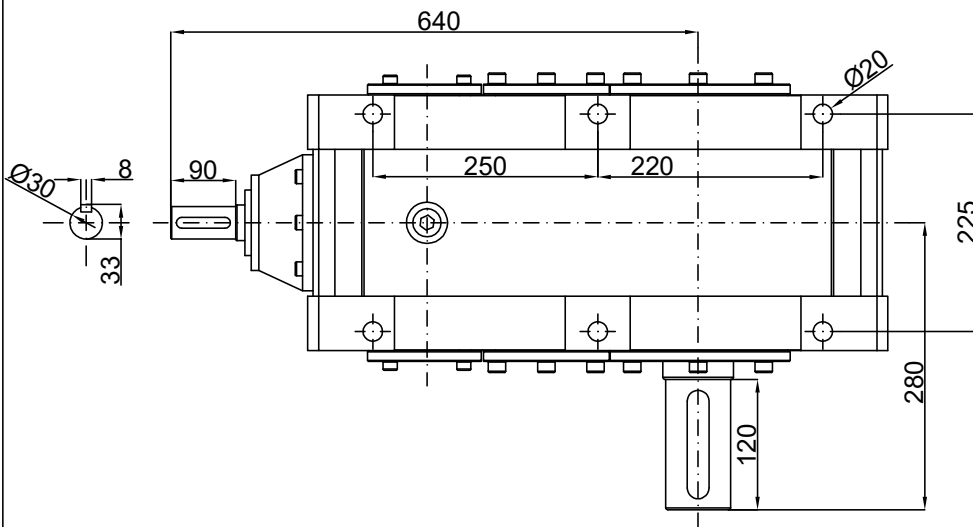
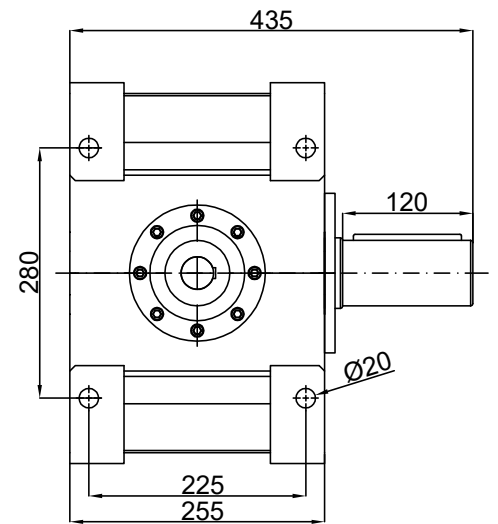
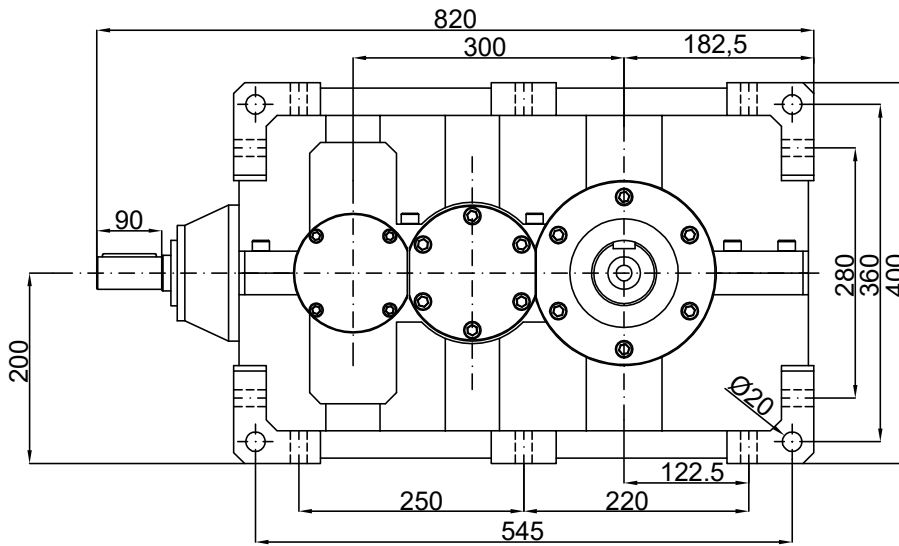


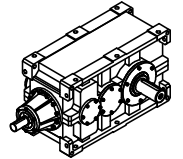
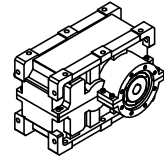
KD 300-3



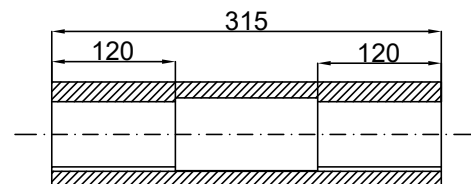
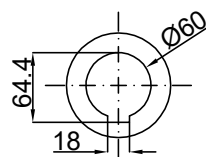
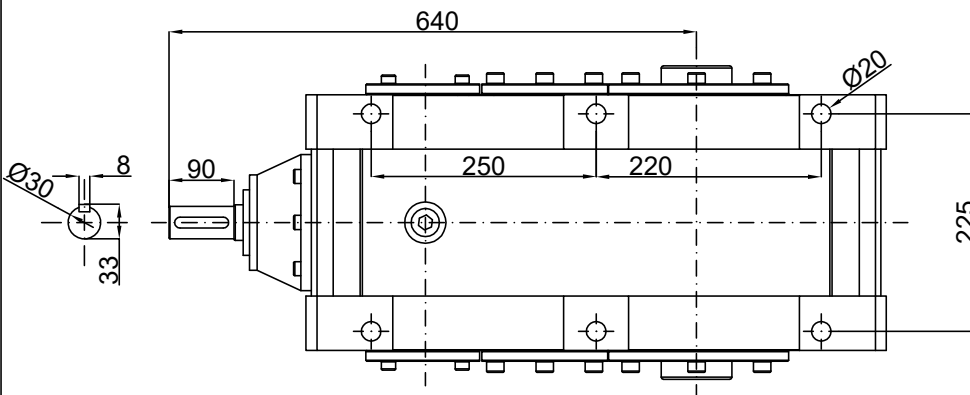
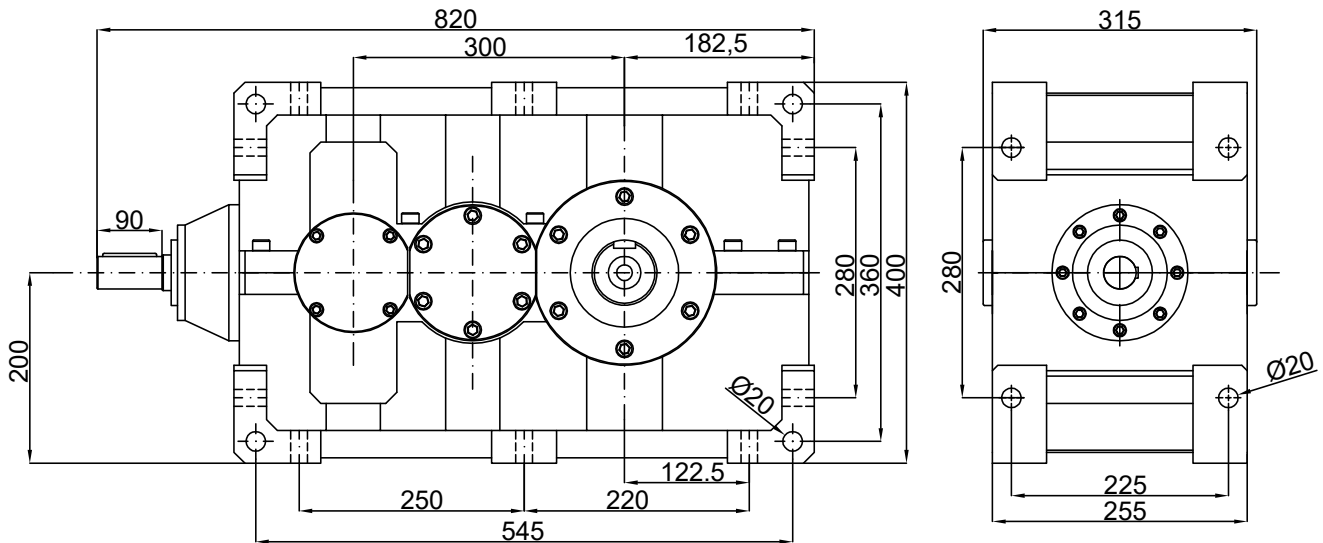


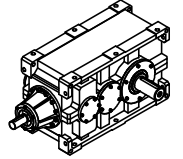
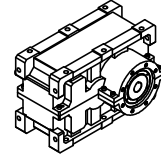
KB 300-3



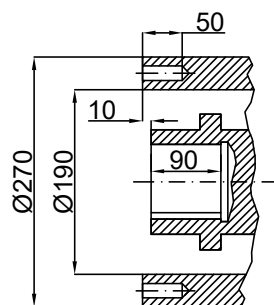
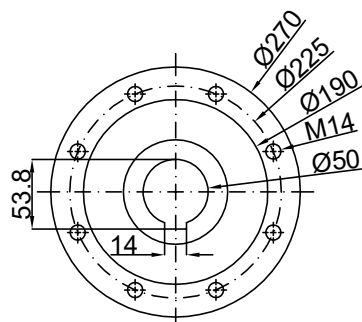
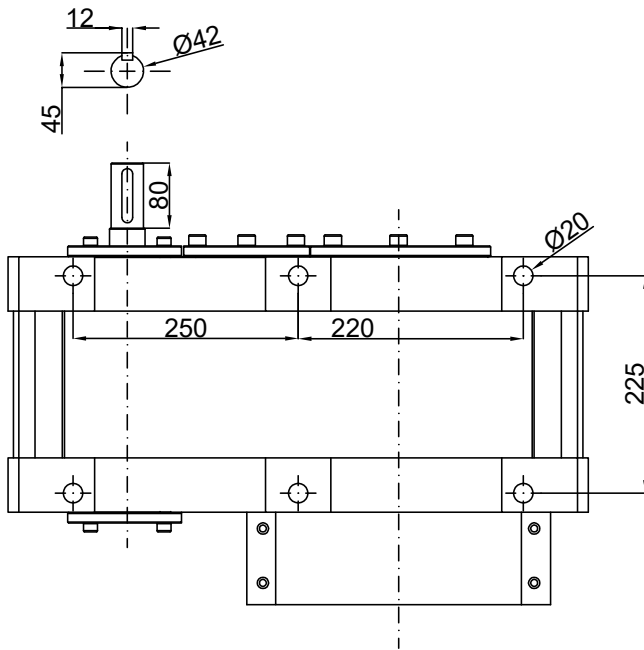
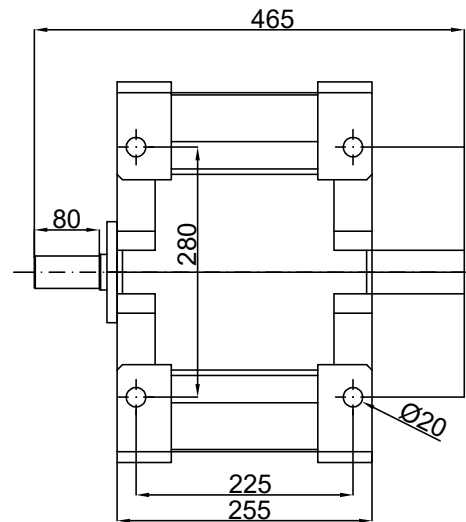
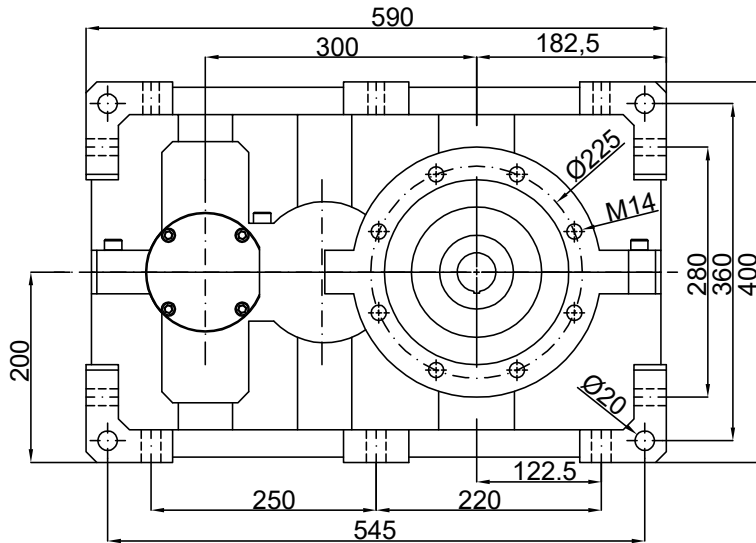


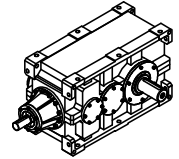
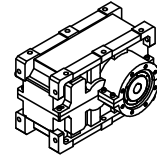
KBD 300-3



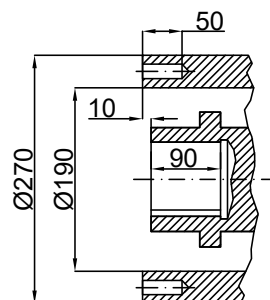
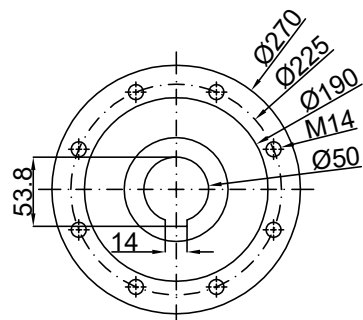
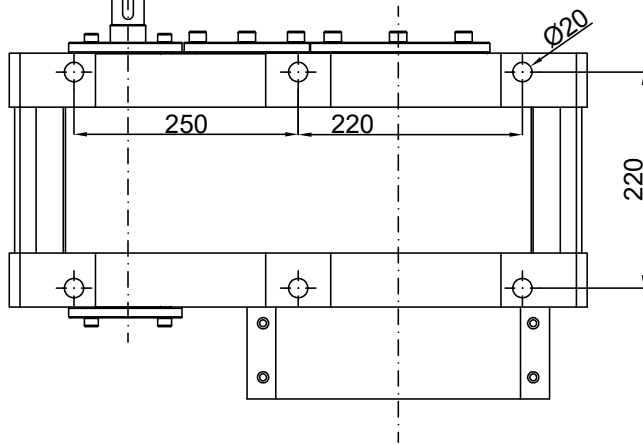
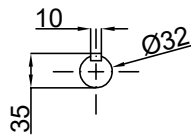
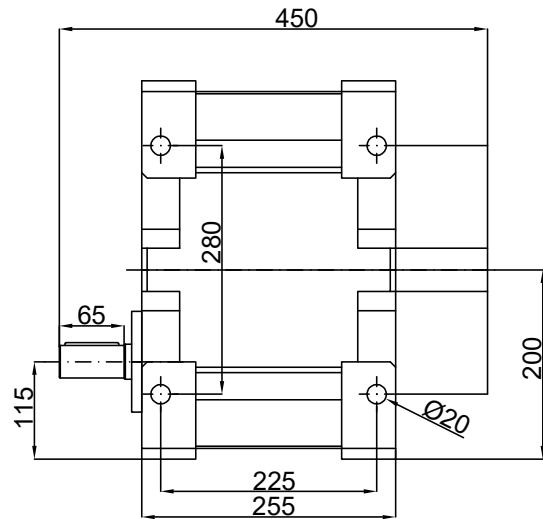
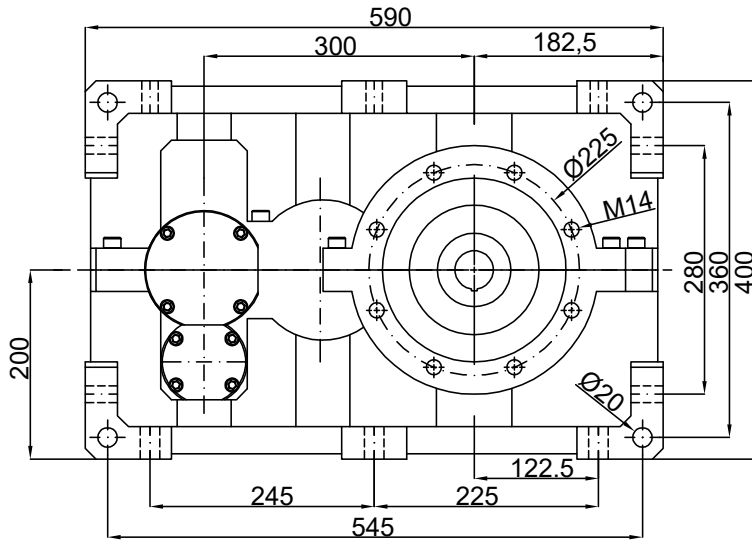


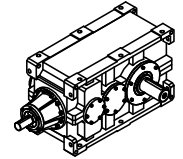
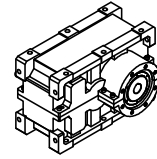
EK 300-2



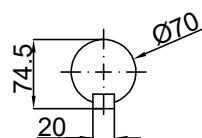
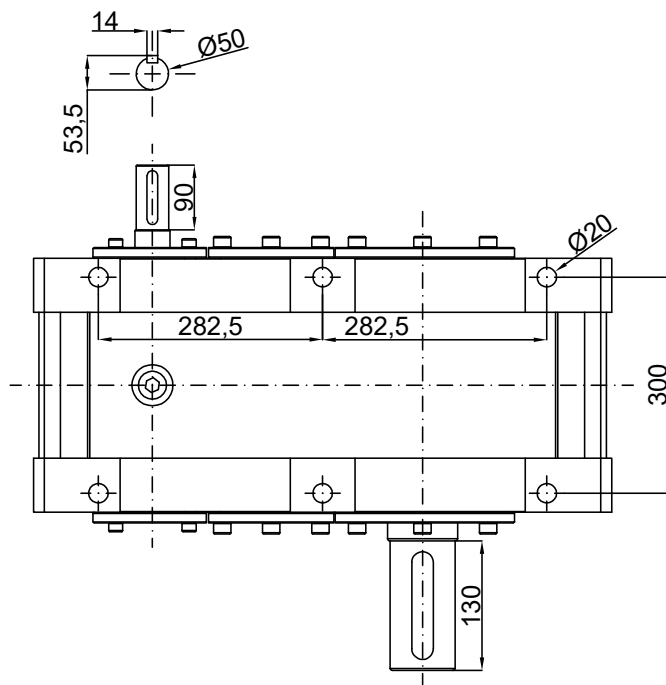
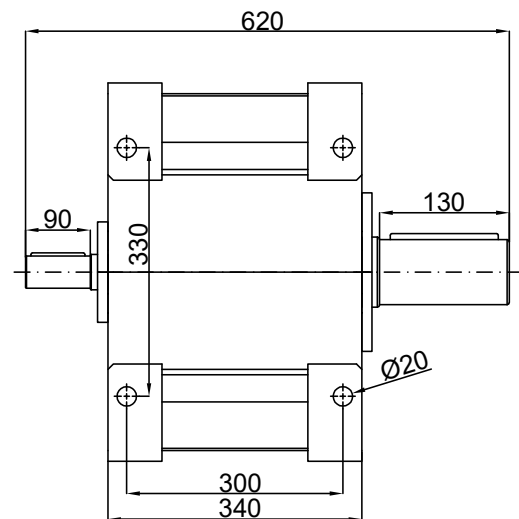
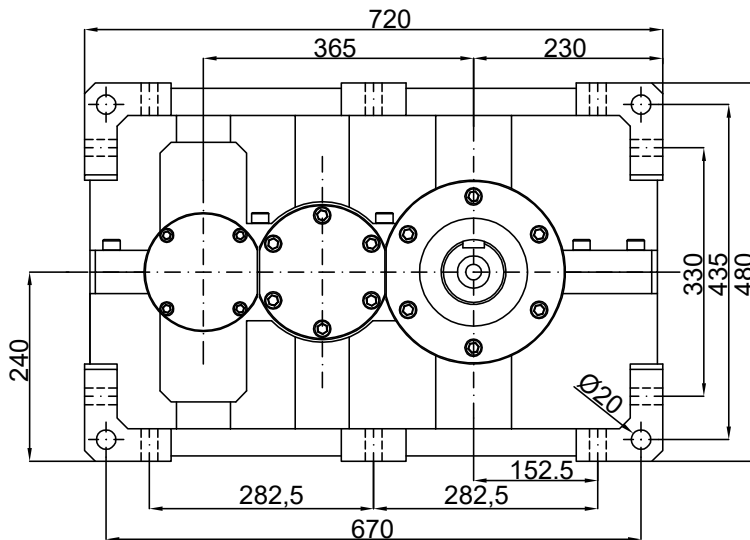


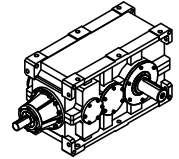
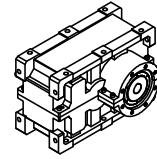
EK 300-3



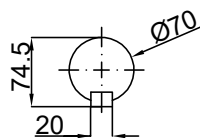
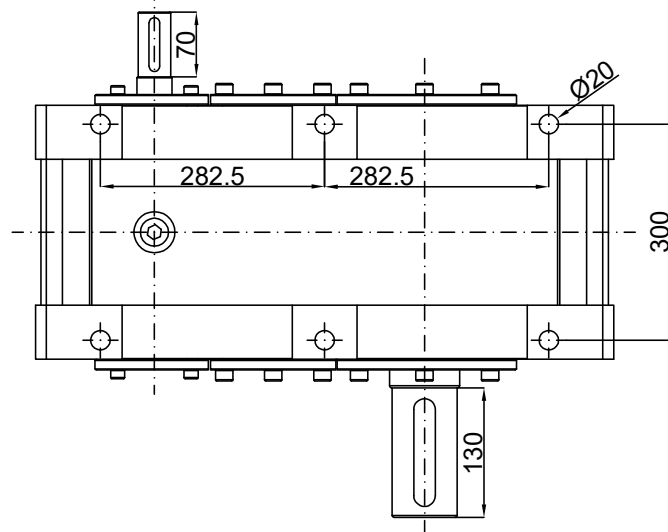
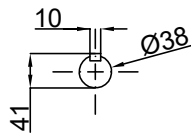
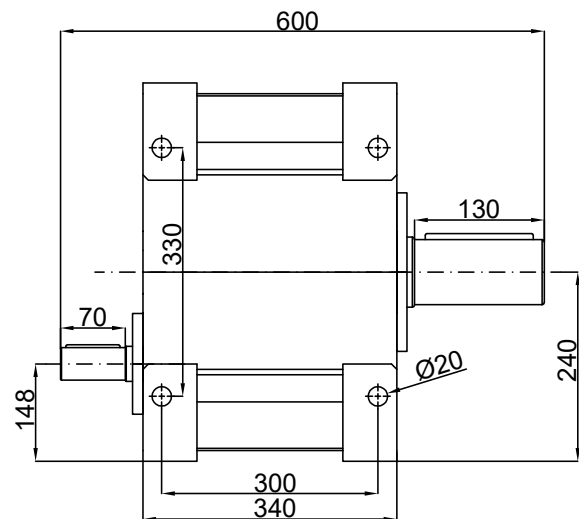
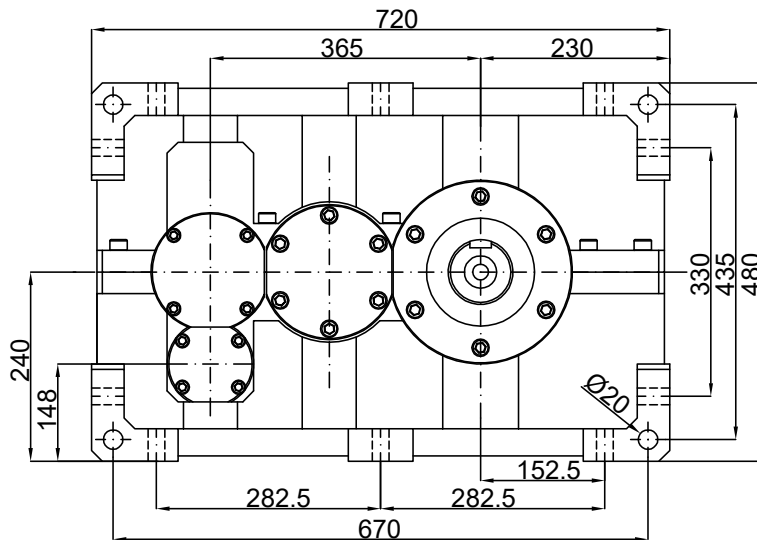


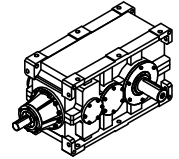
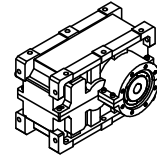
K 365-2



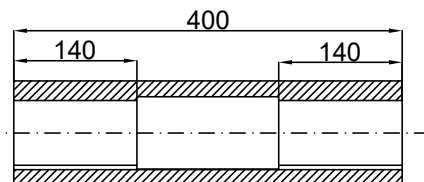
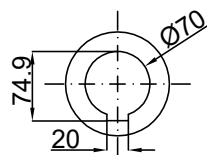
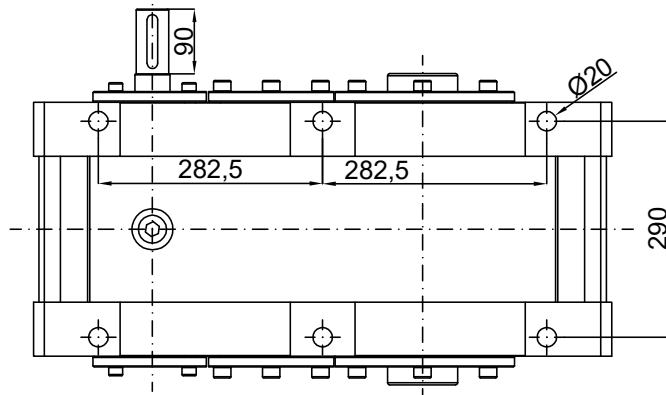
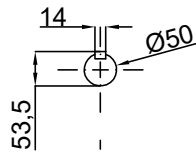
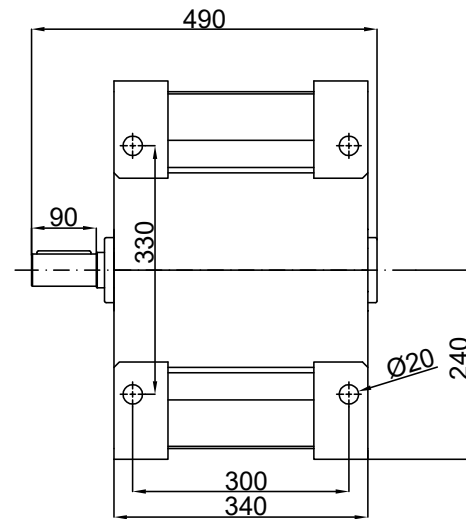
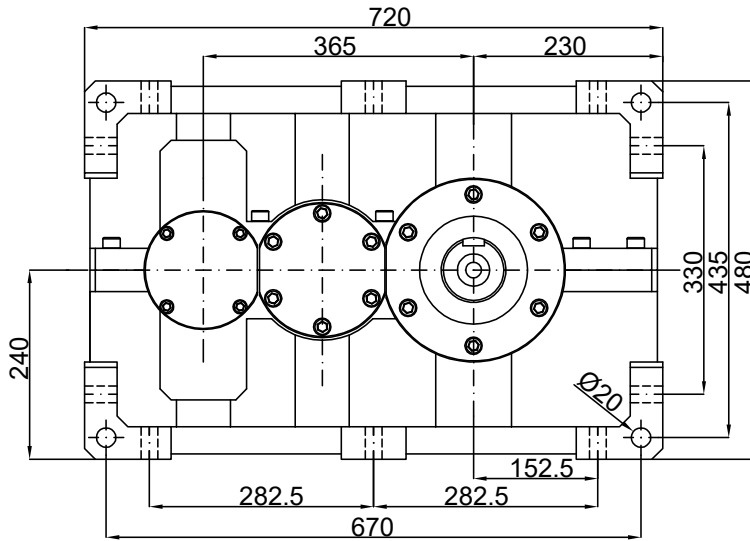


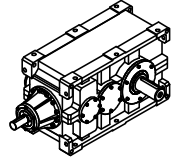
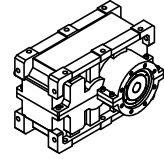
K 365-3



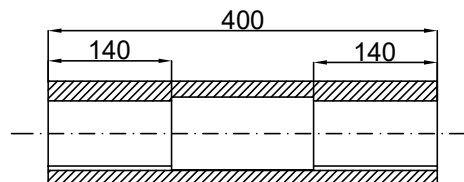
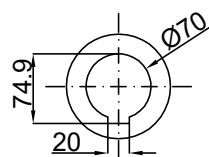
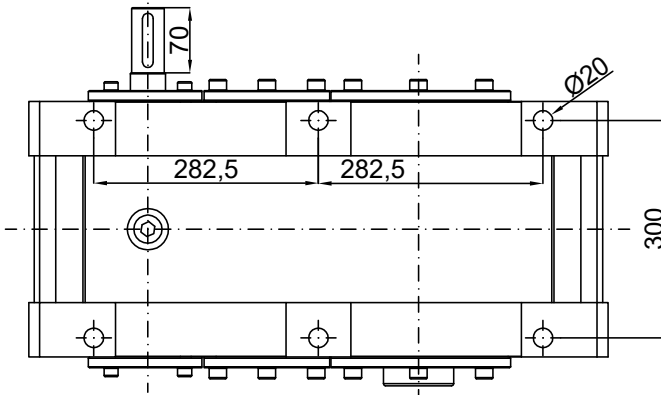
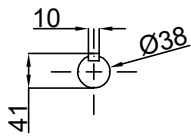
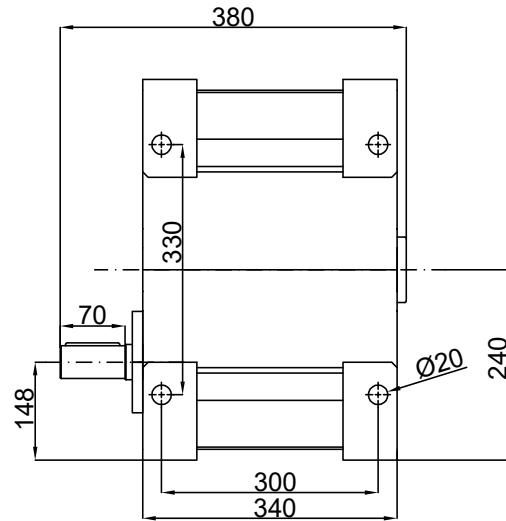
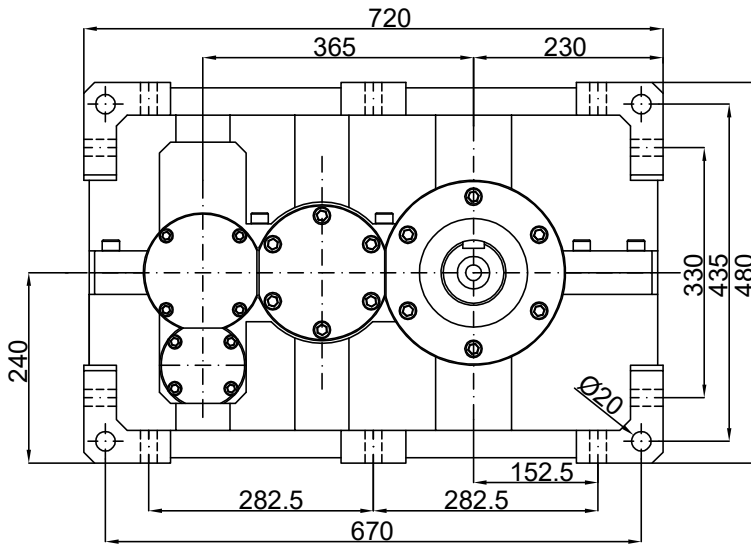


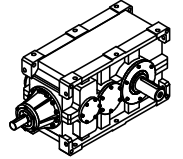
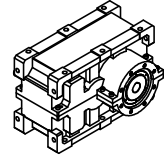
KD 365-2



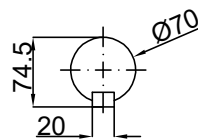
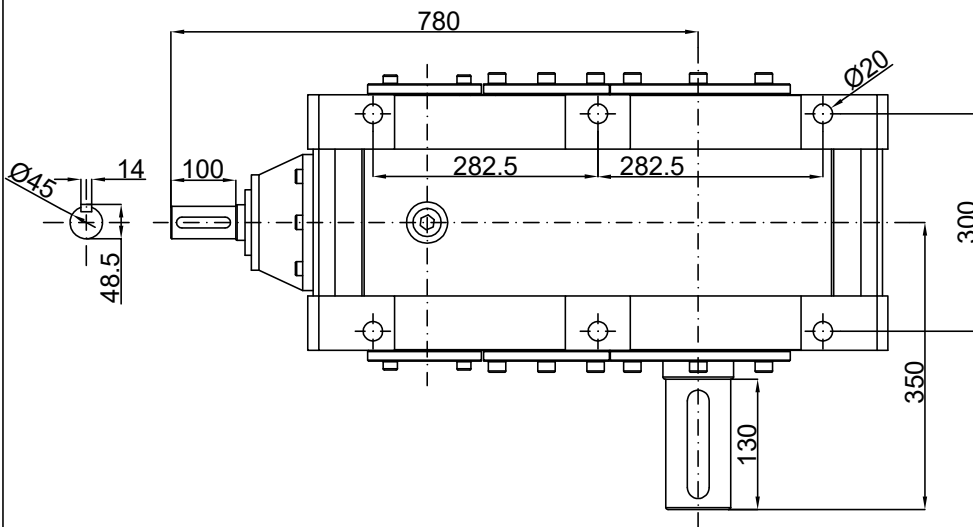
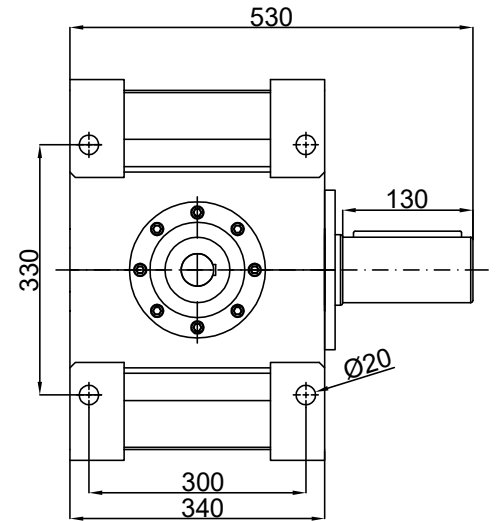
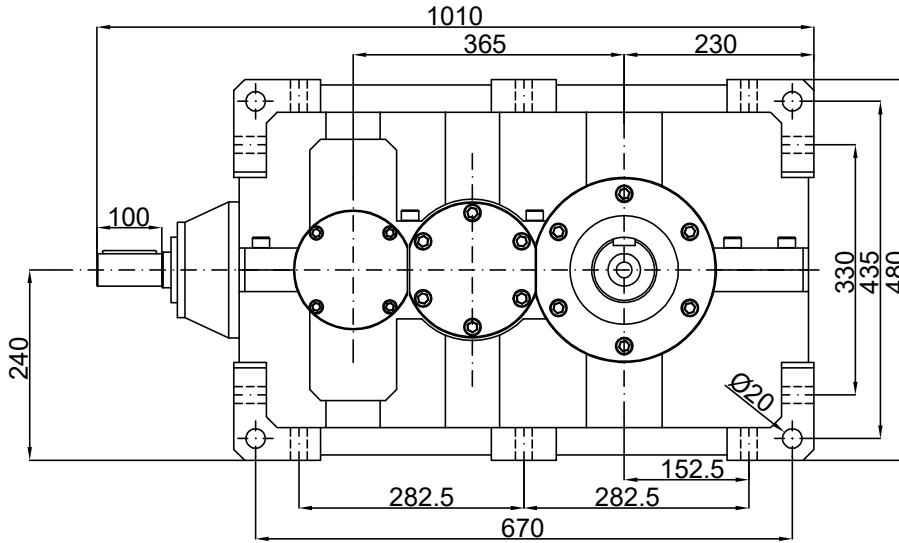


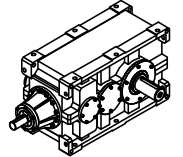
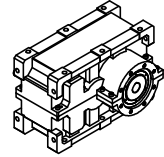
KD 365-3



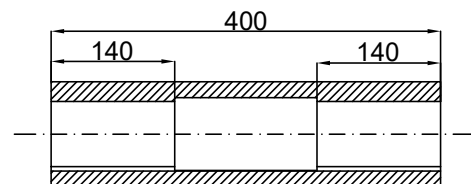
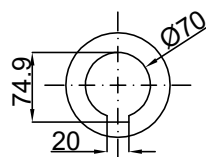
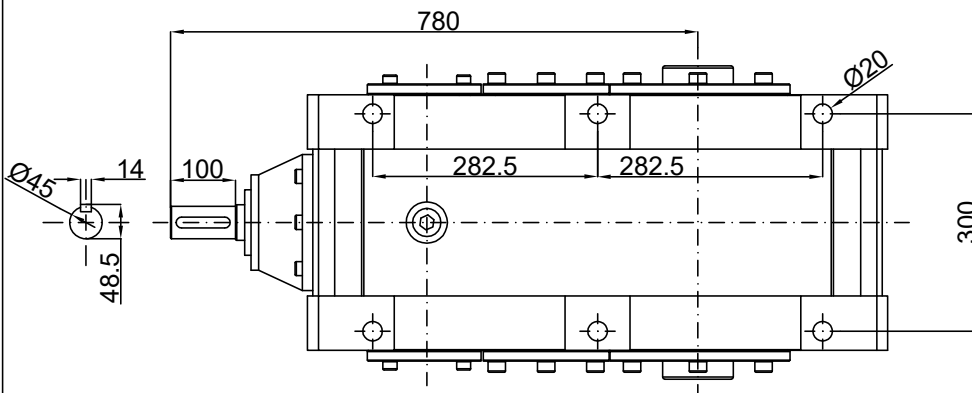
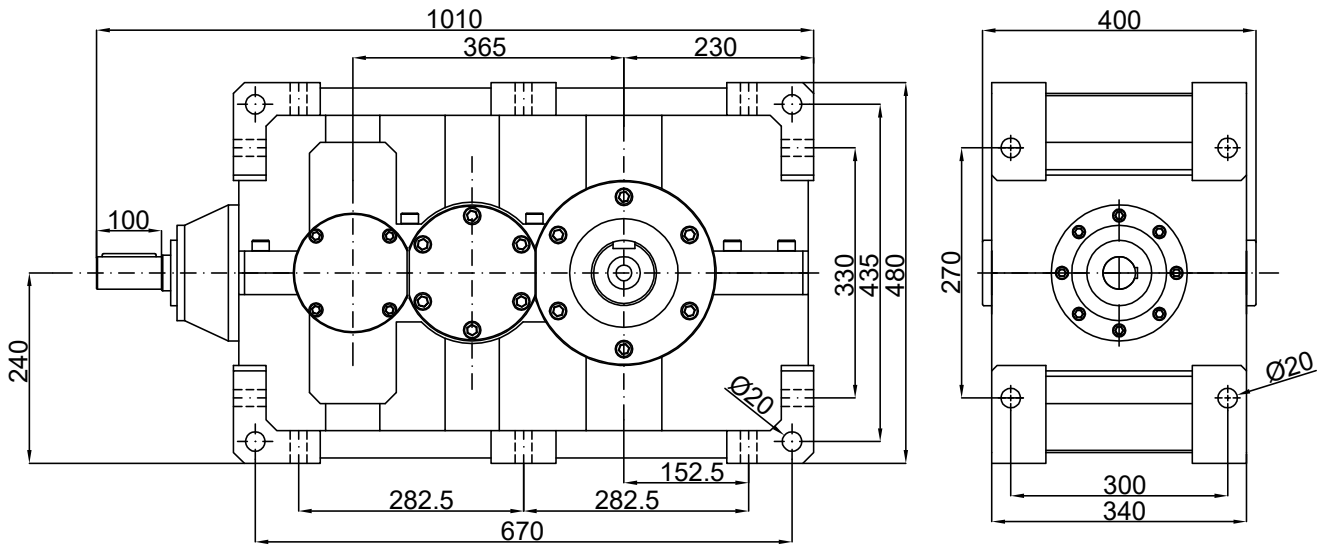


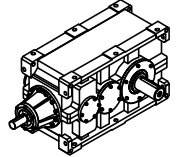
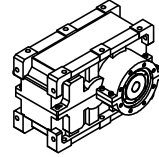
KB 365-3



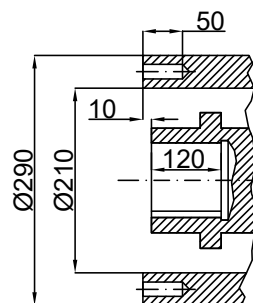
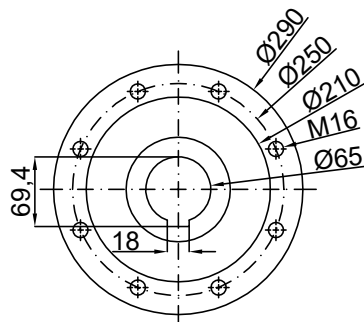
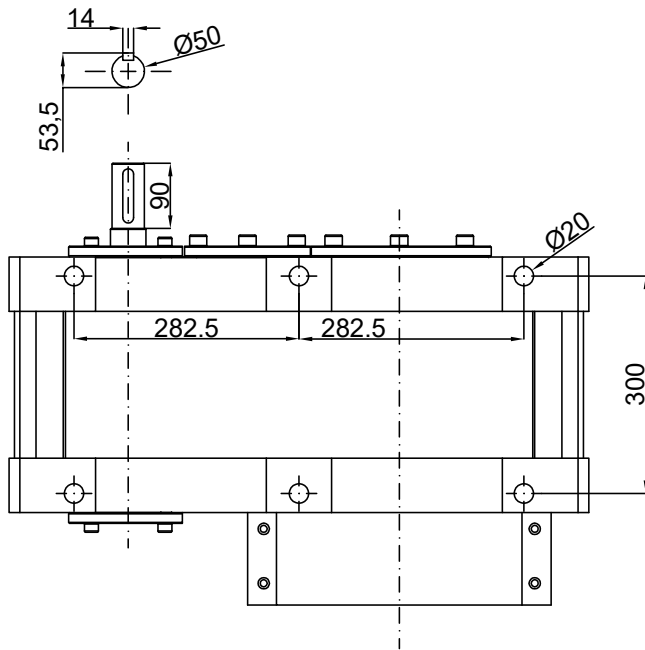
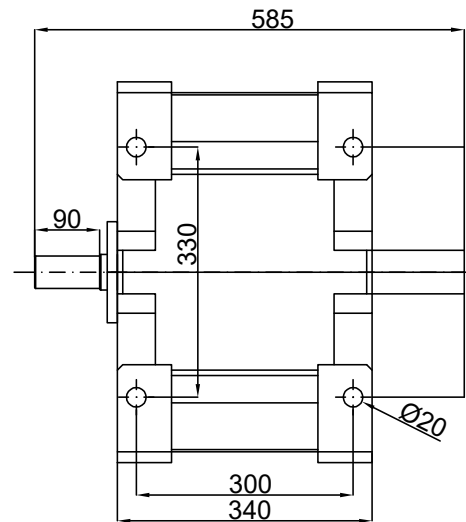
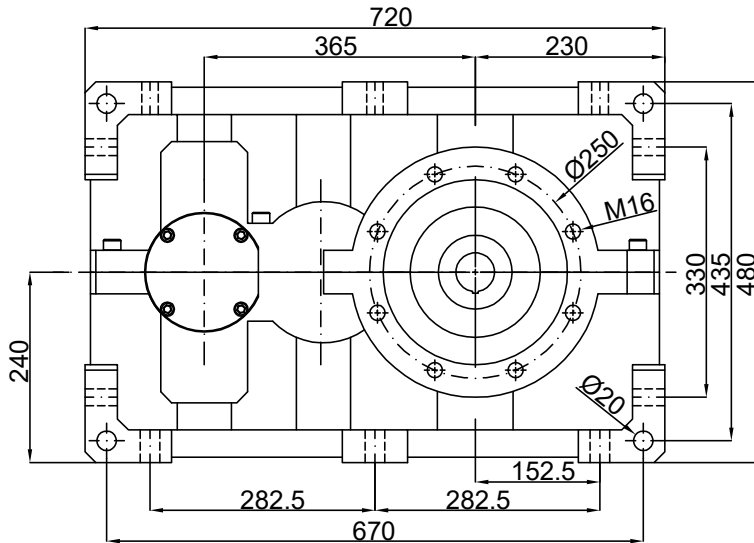


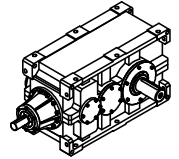
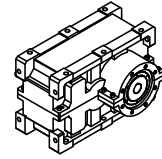
KBD 365-3



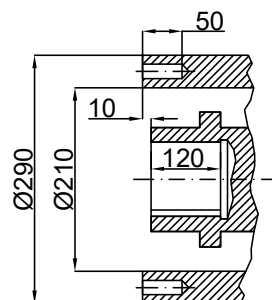
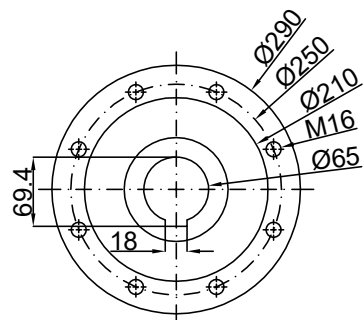
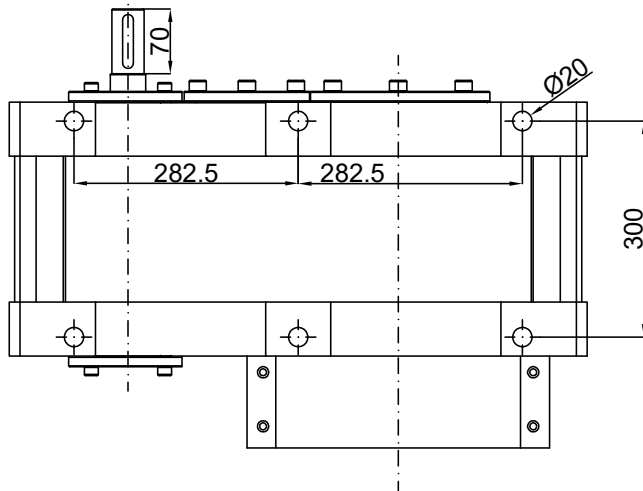
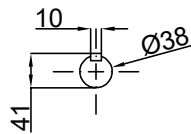
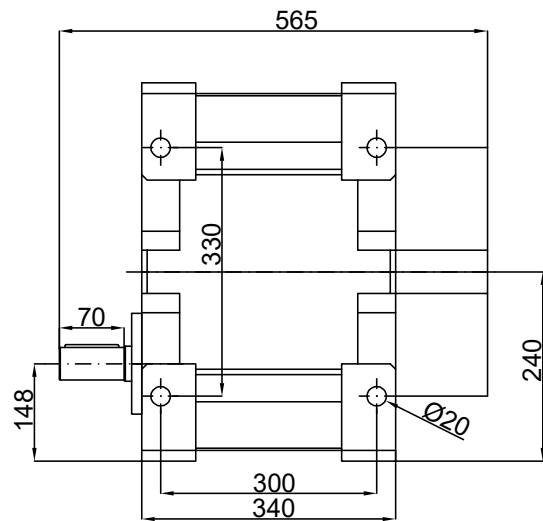
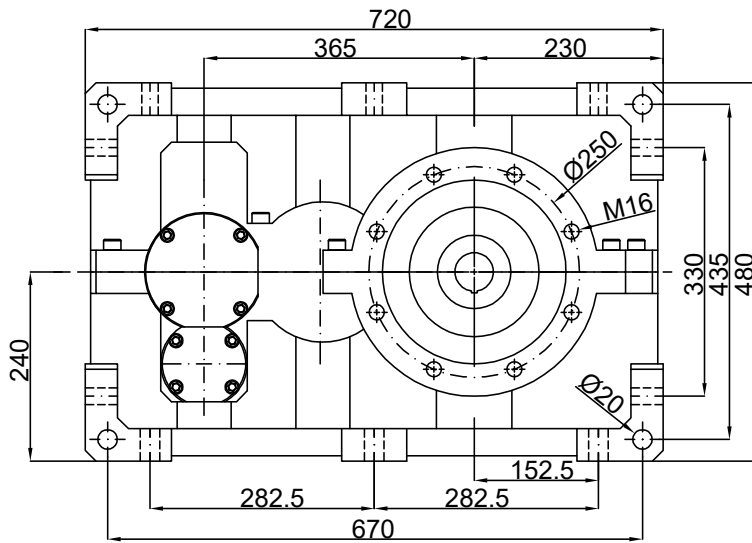


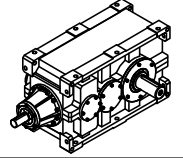
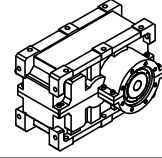
EK 365-2



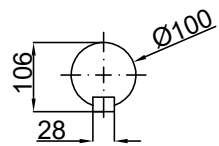
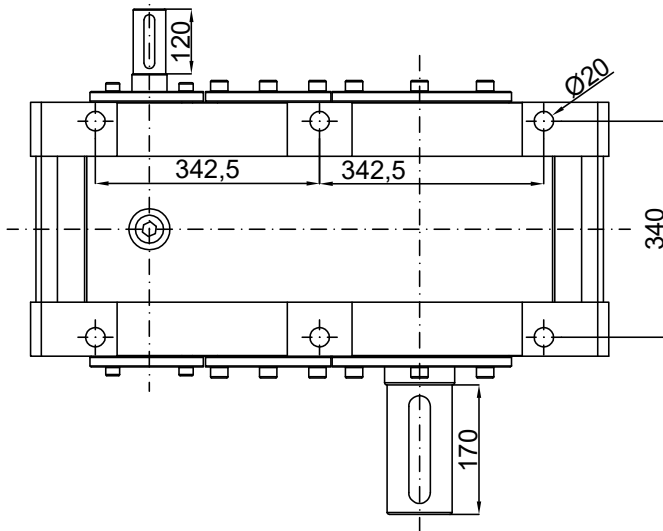
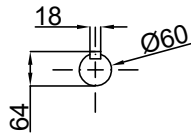
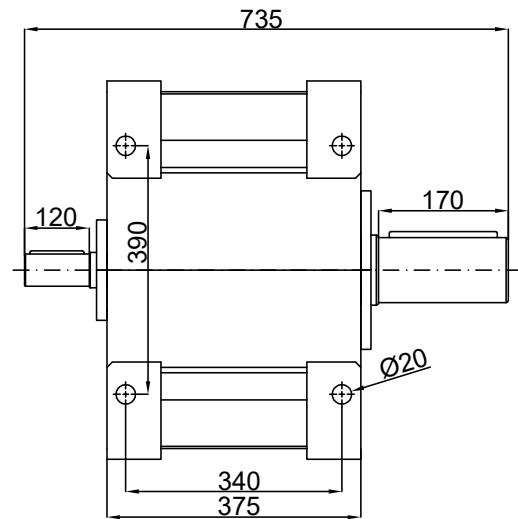
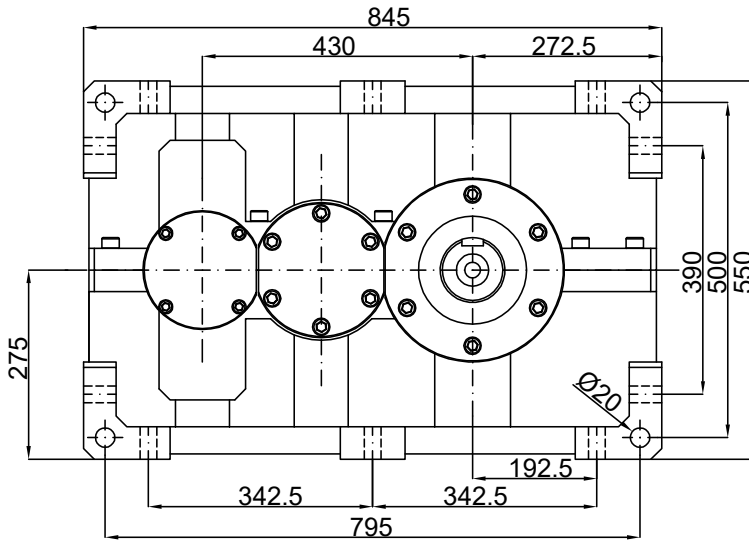


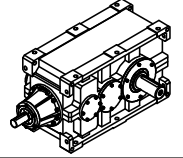
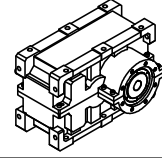
EK 365-3



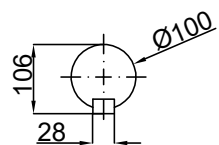
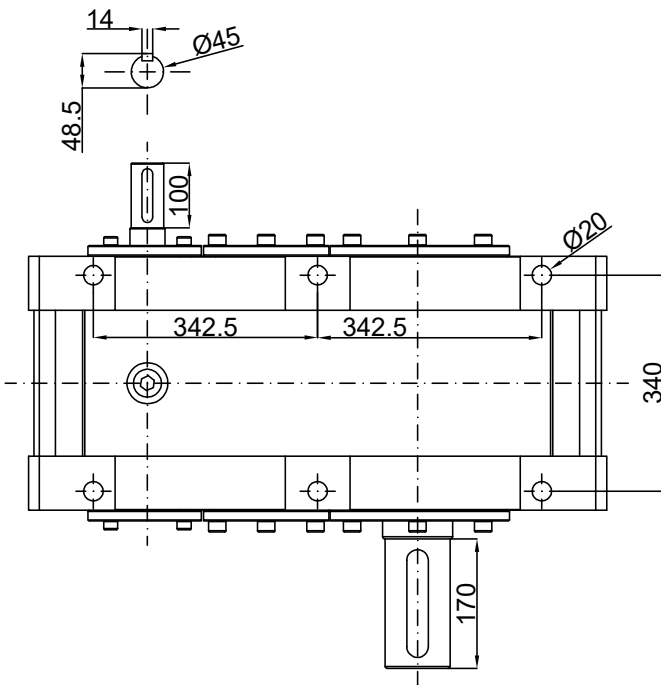
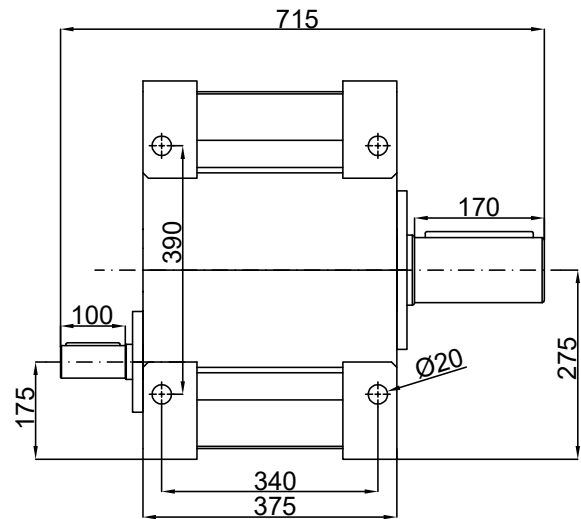
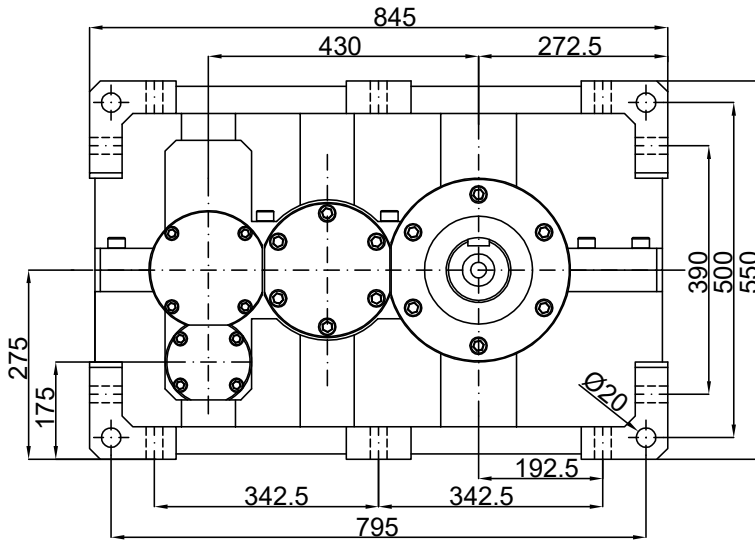


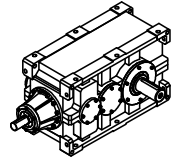
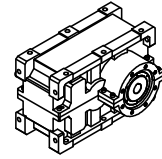
K 430-2



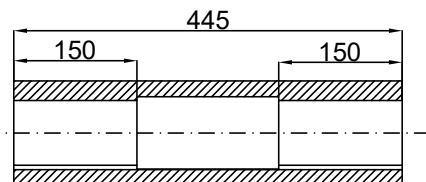
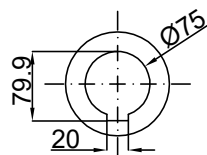
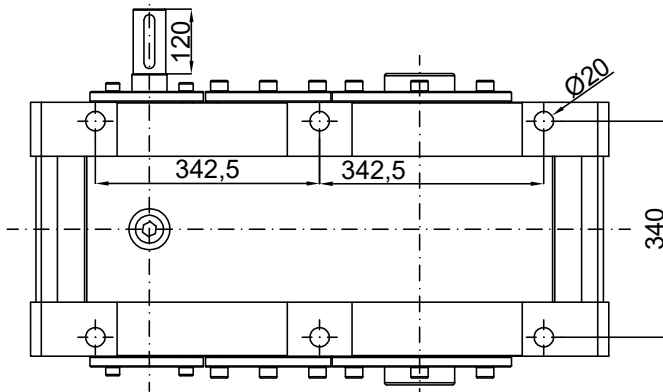
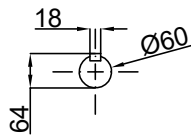
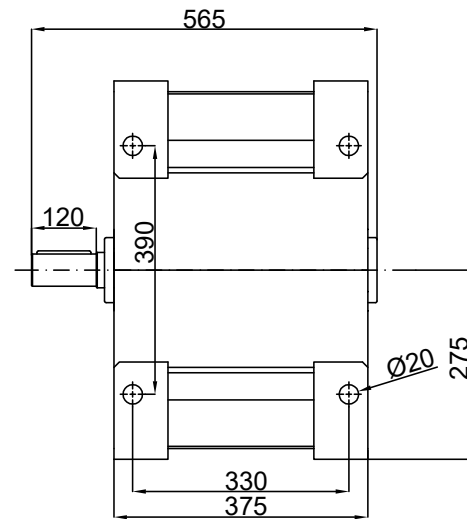
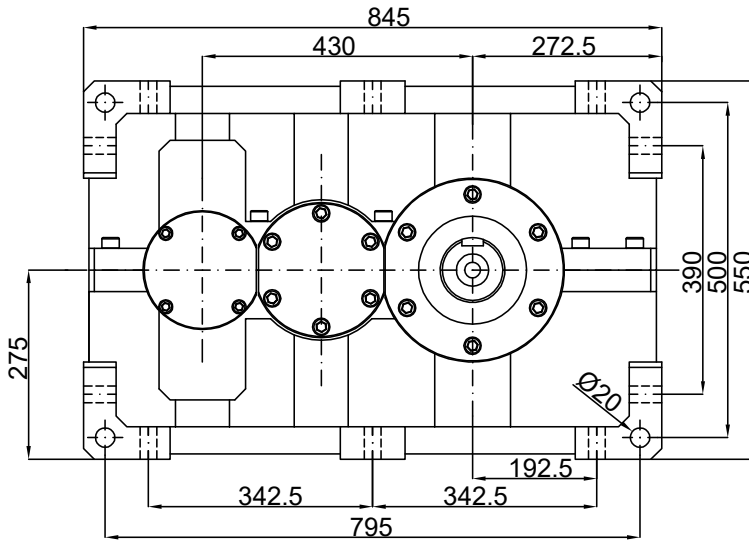


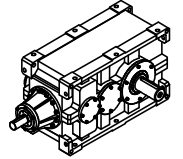
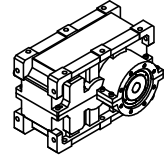
K 430-3



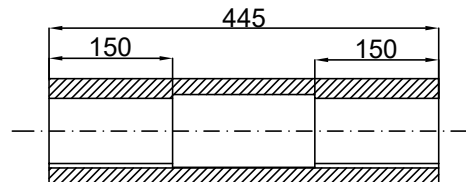
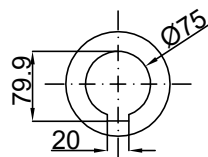
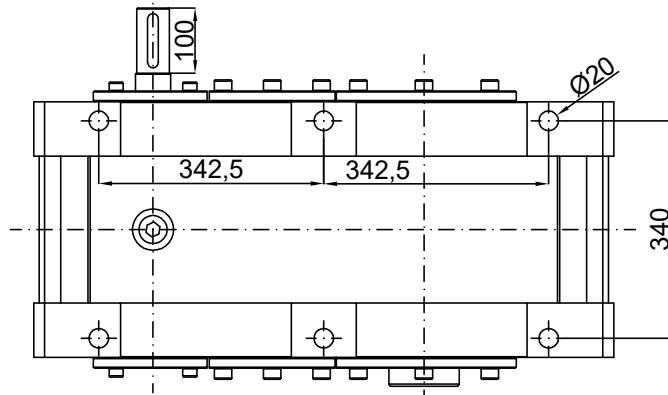
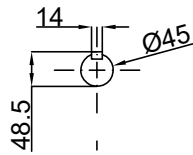
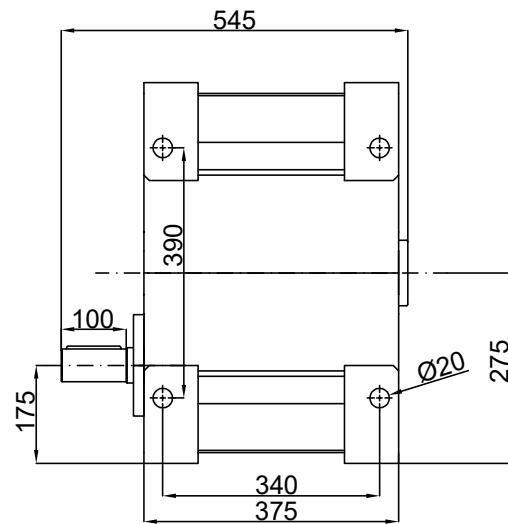
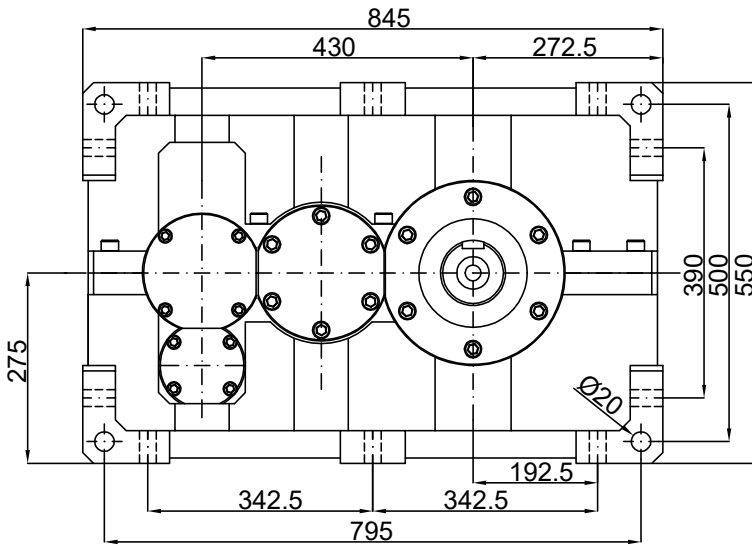


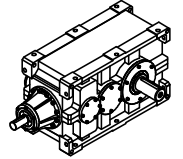
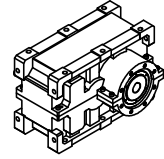
KD 430-2



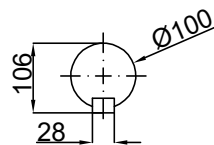
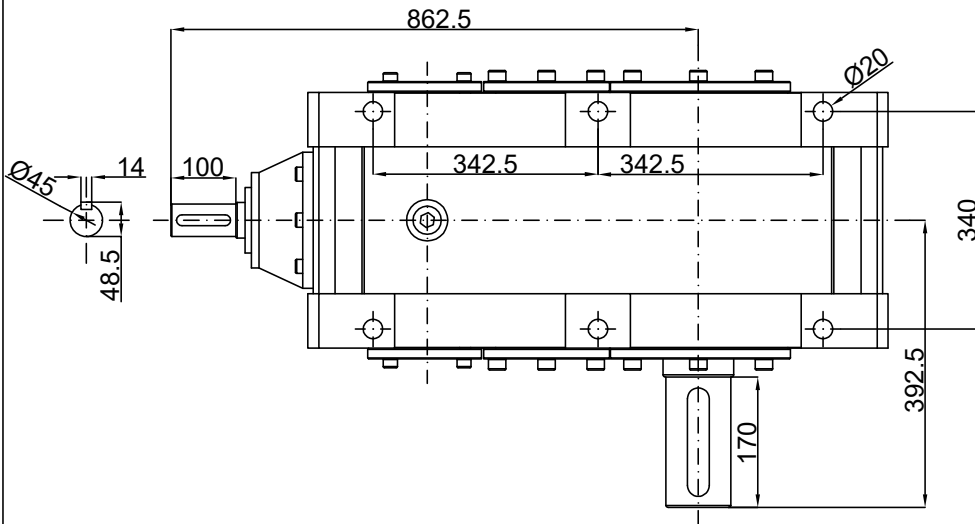
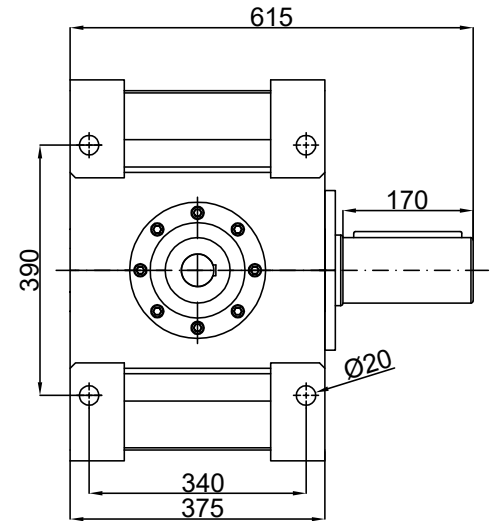
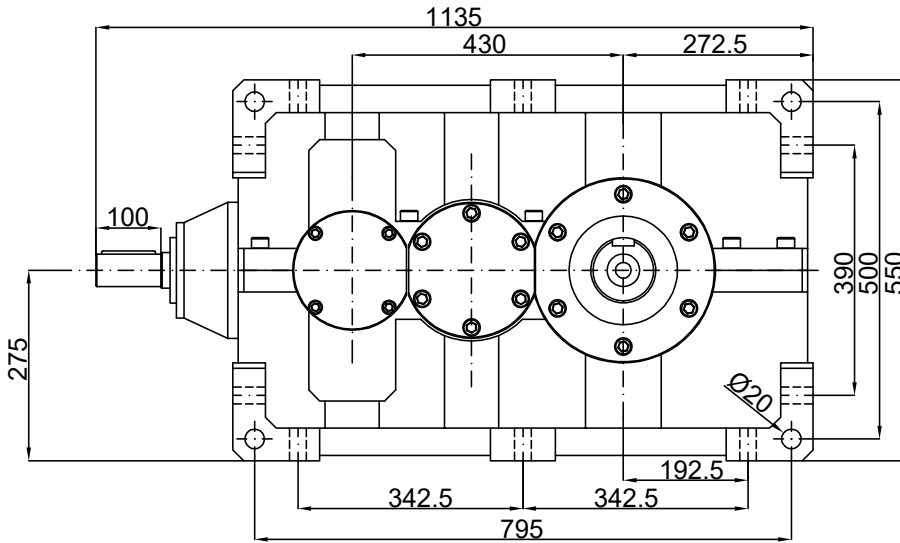


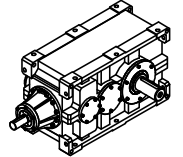
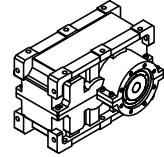
KD 430-3



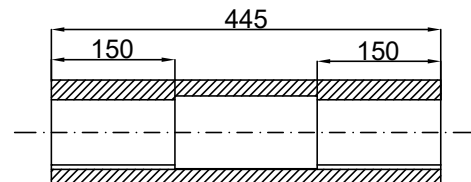
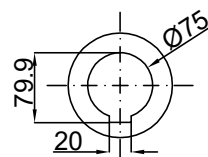
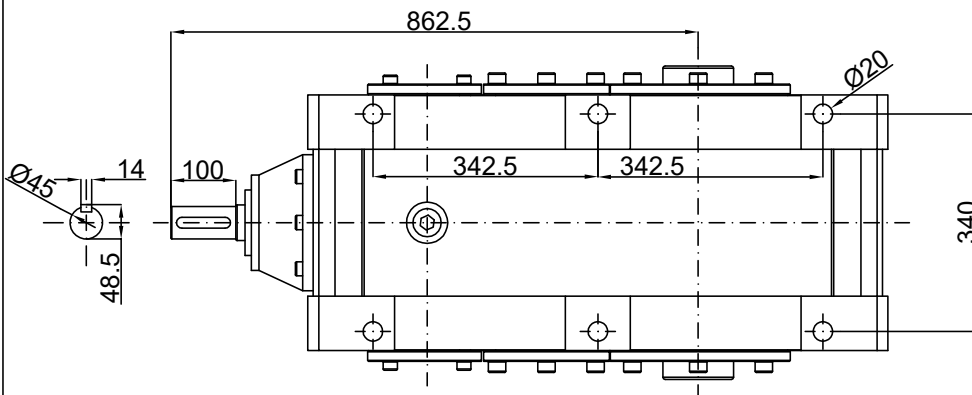
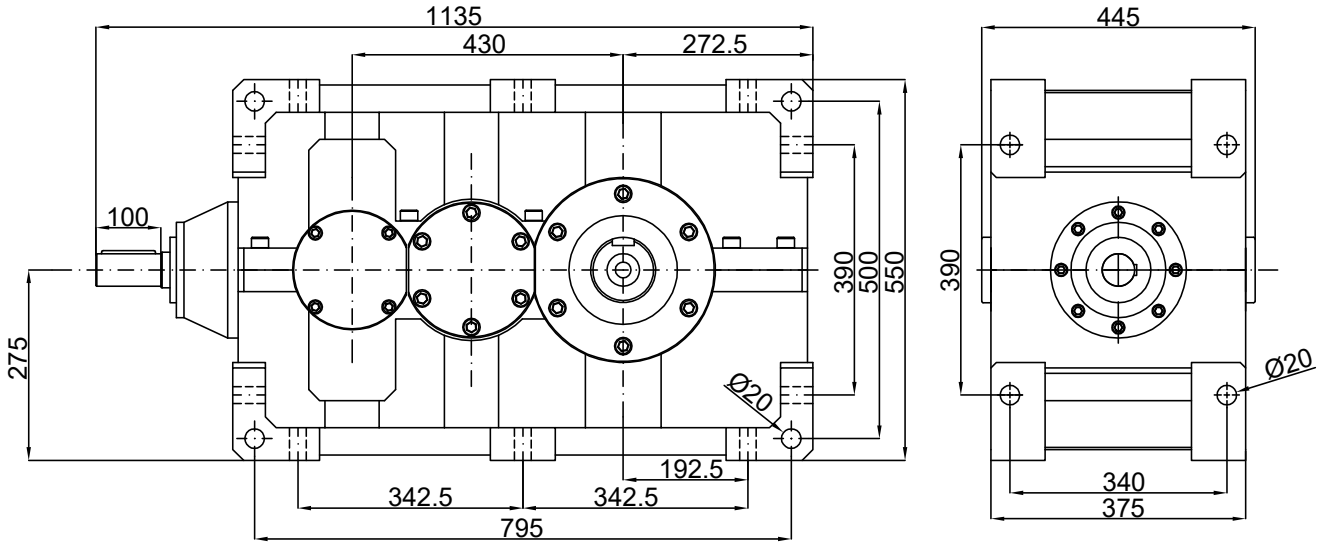


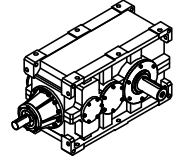
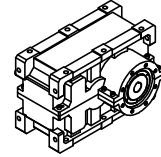
KB 430-3



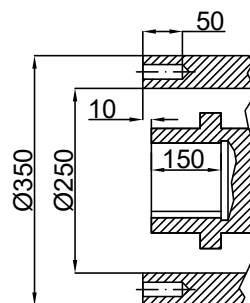
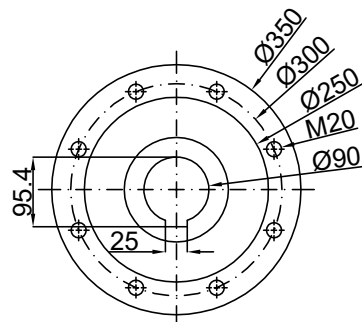
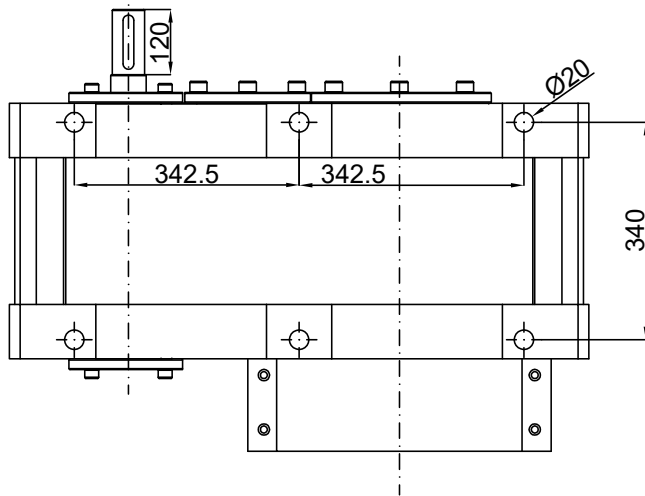
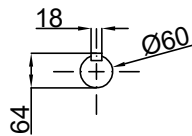
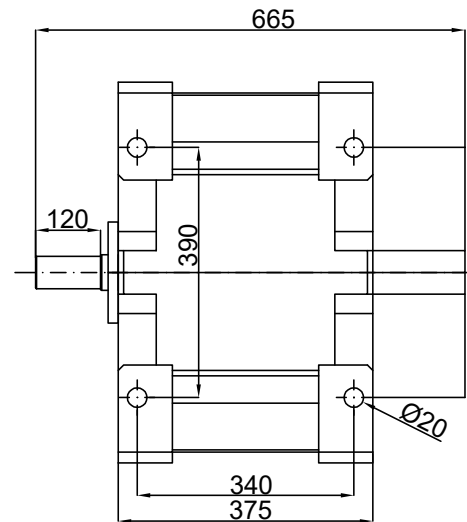
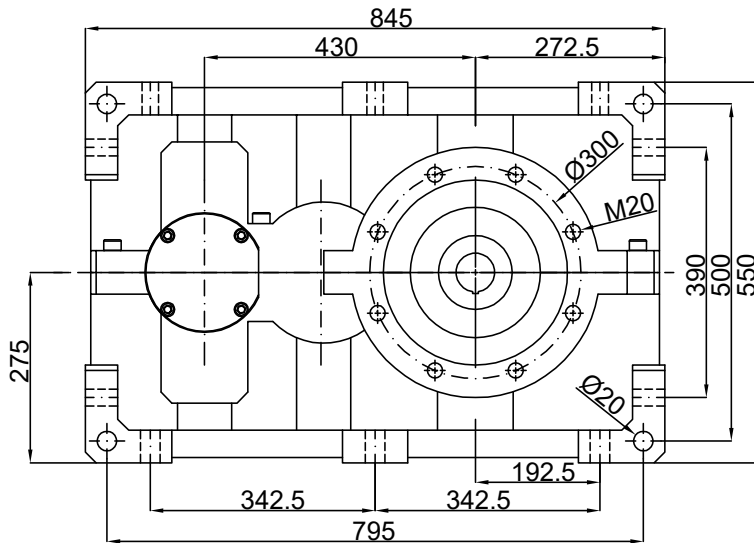


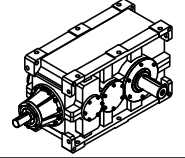
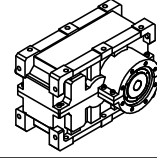
KBD 430-3



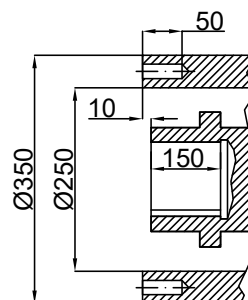
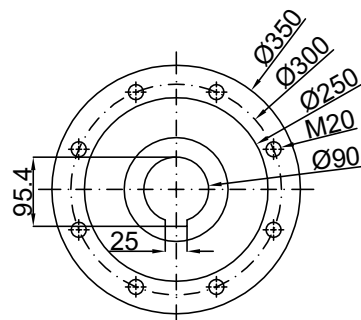
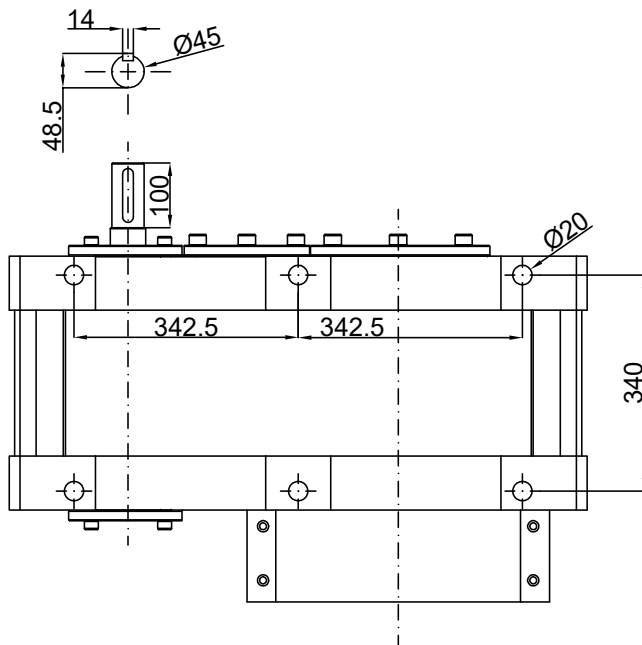
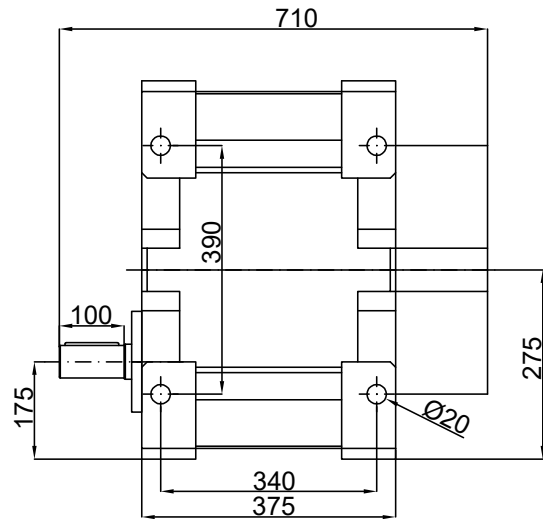
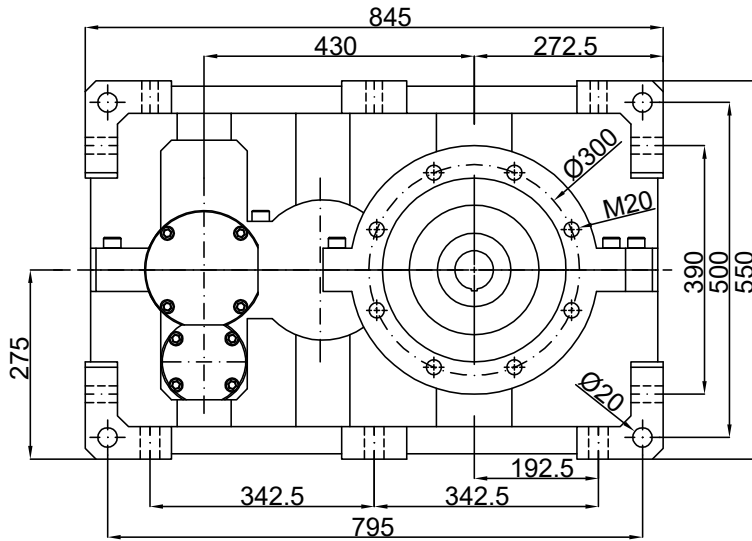


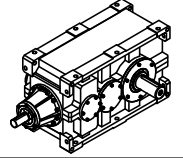
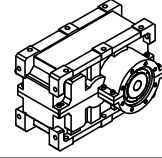
EK 430-2



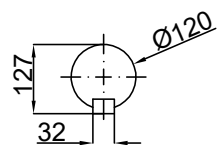
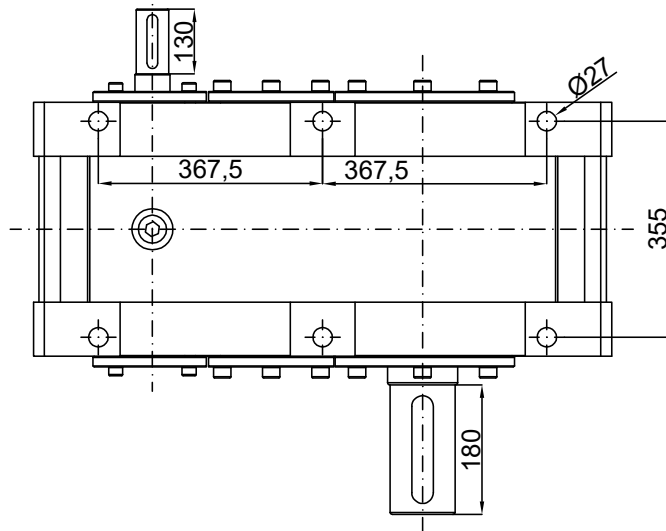
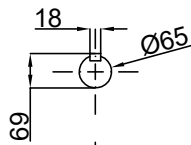
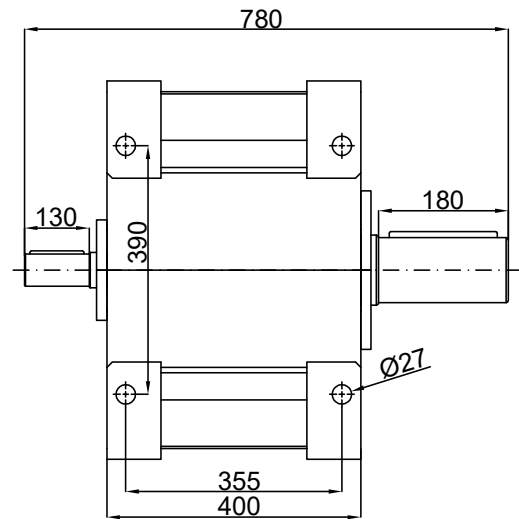
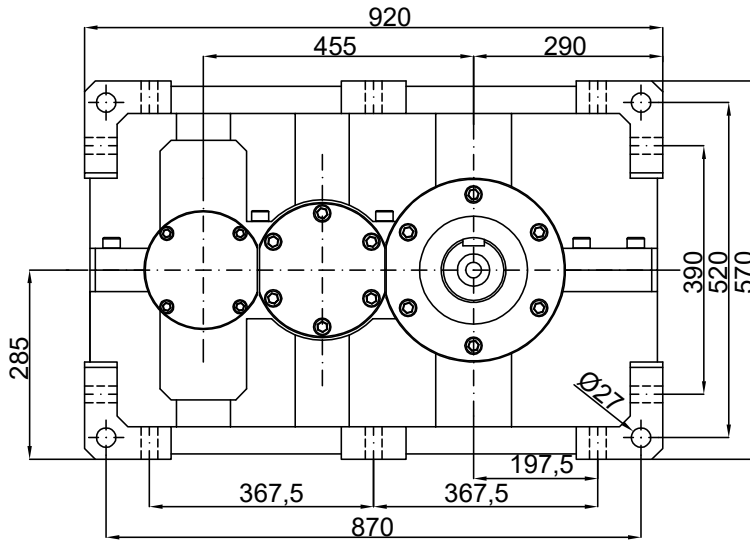


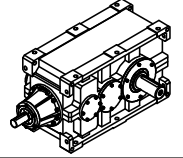
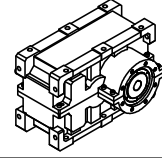
EK 430-3



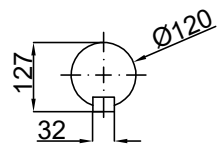
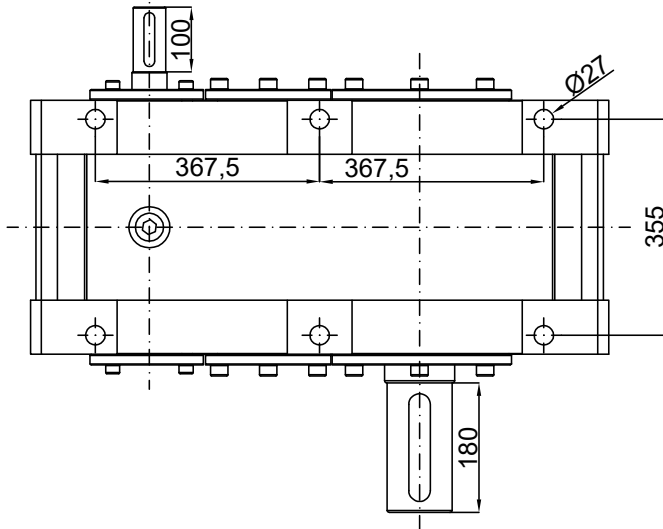
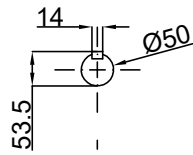
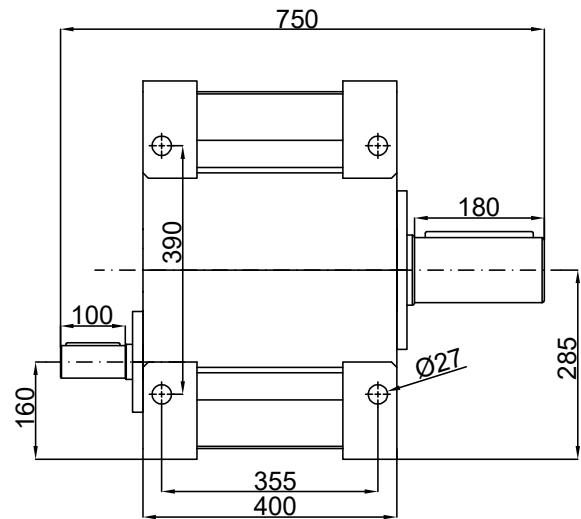
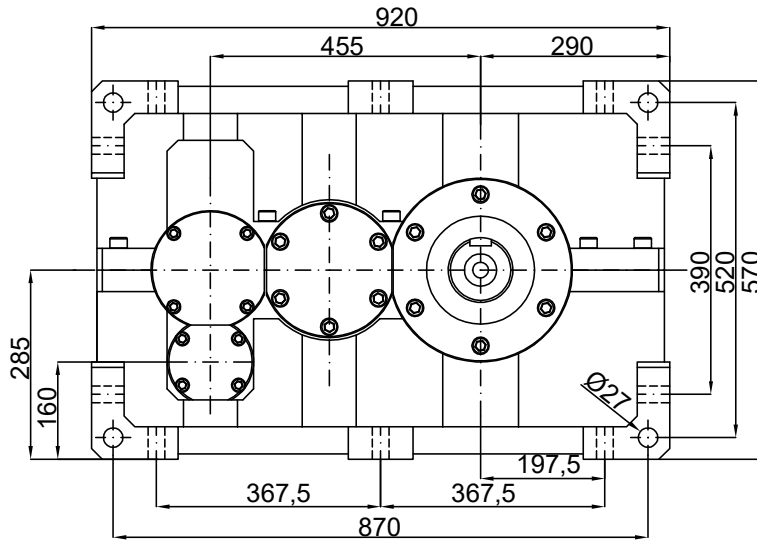


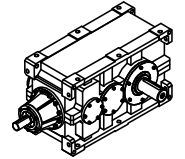
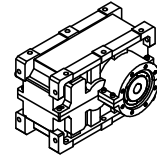
K 455-2



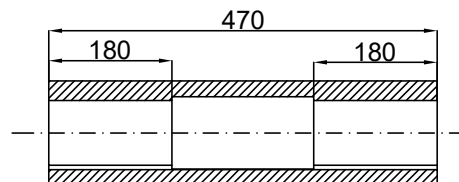
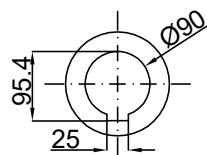
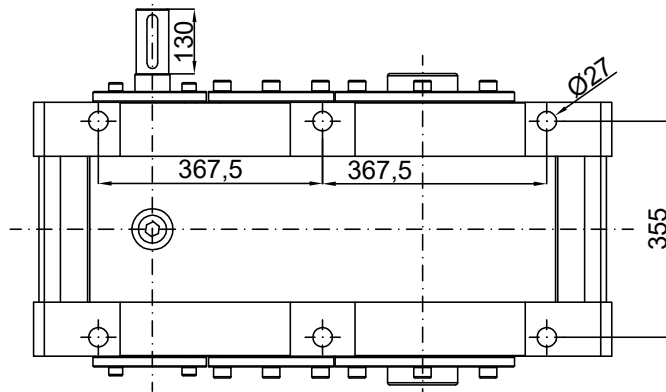
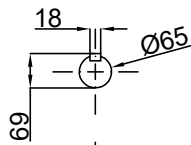
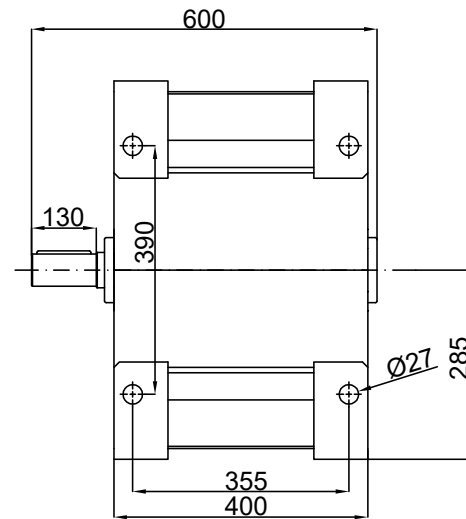
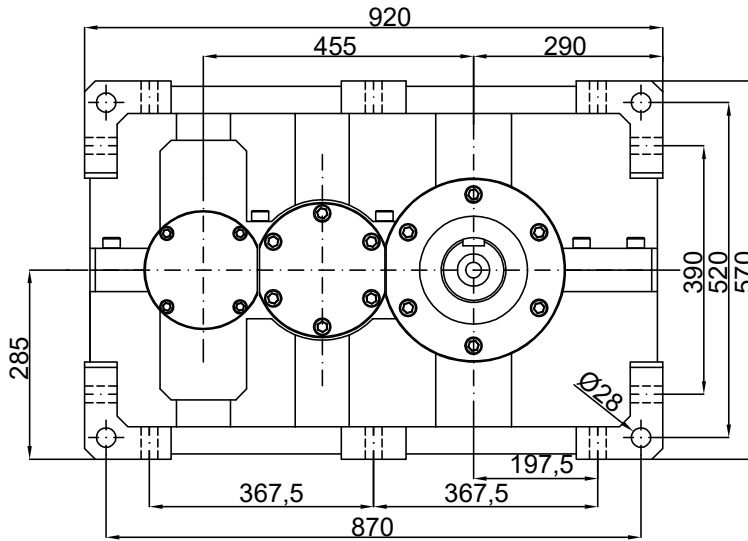


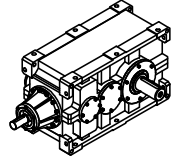
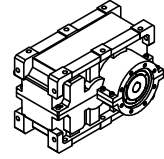
K 455-3



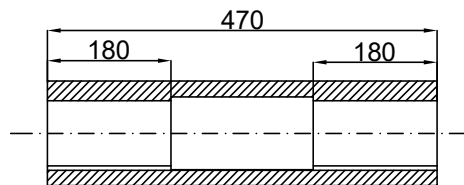
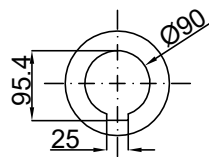
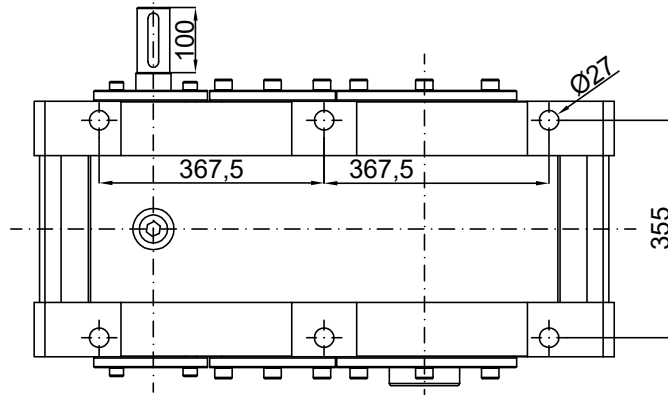
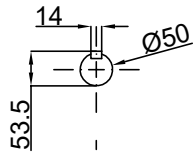
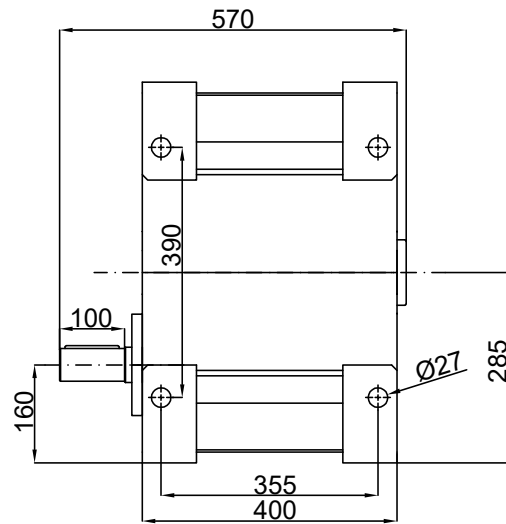
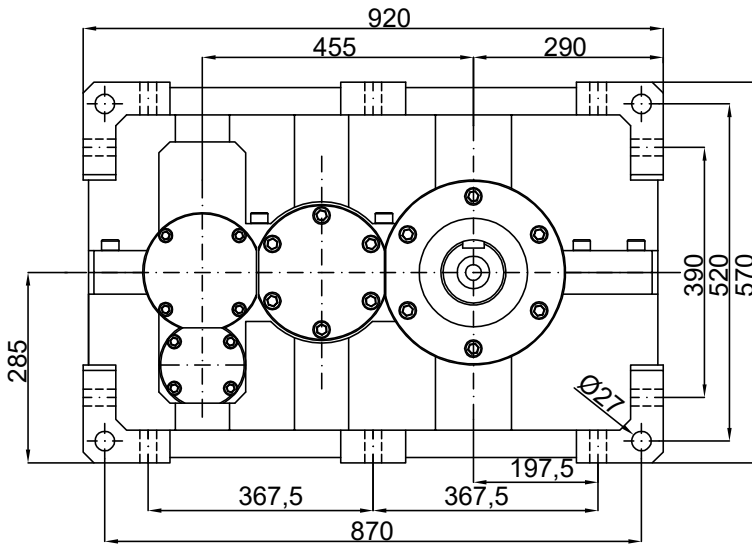


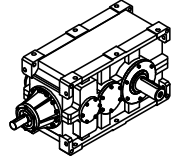
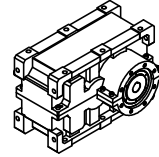
KD 455-2



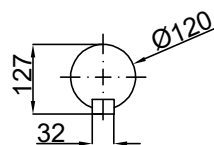
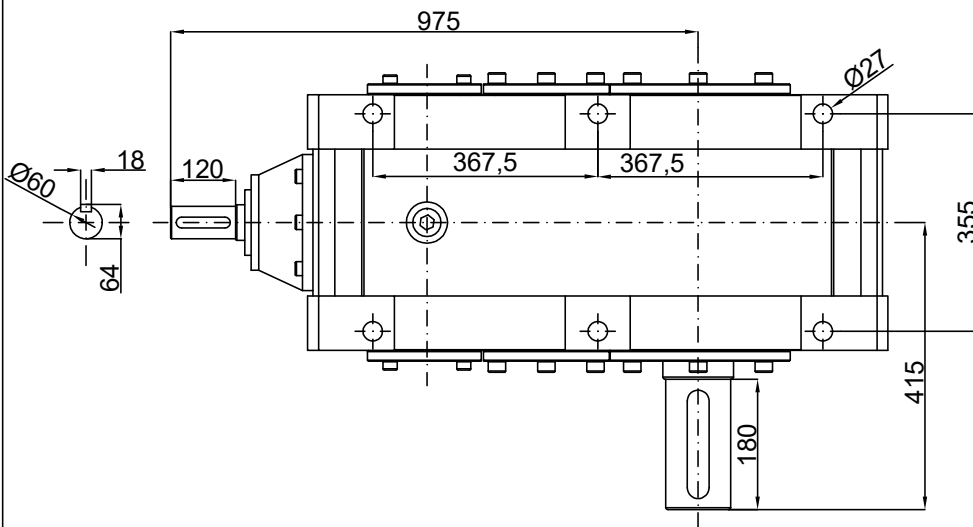
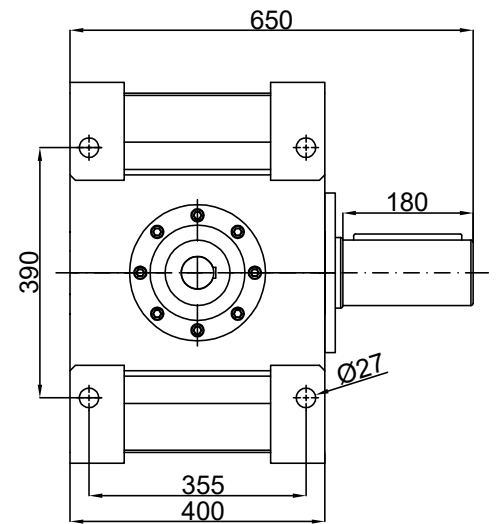
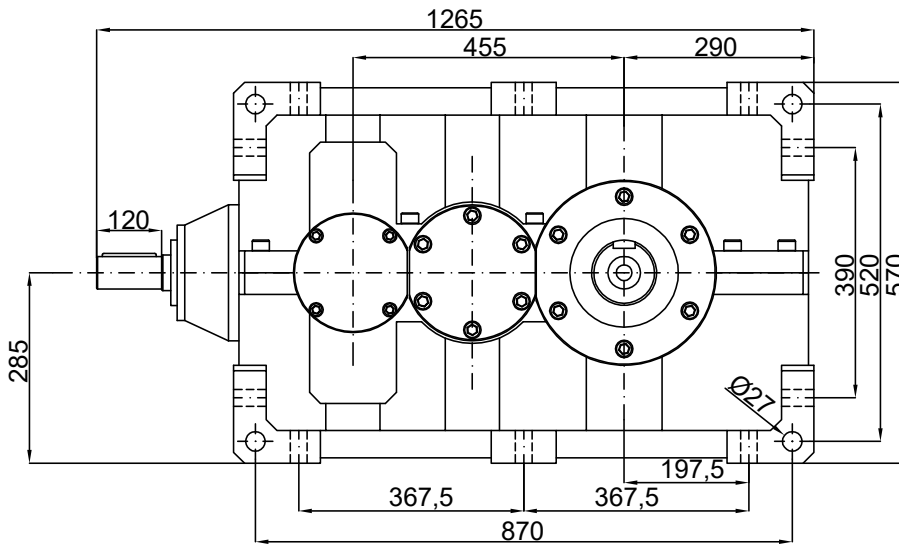


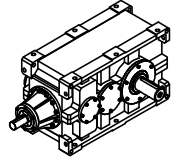
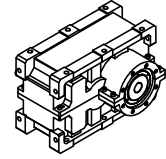
KD 455-3



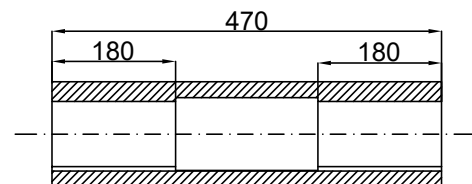
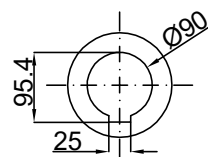
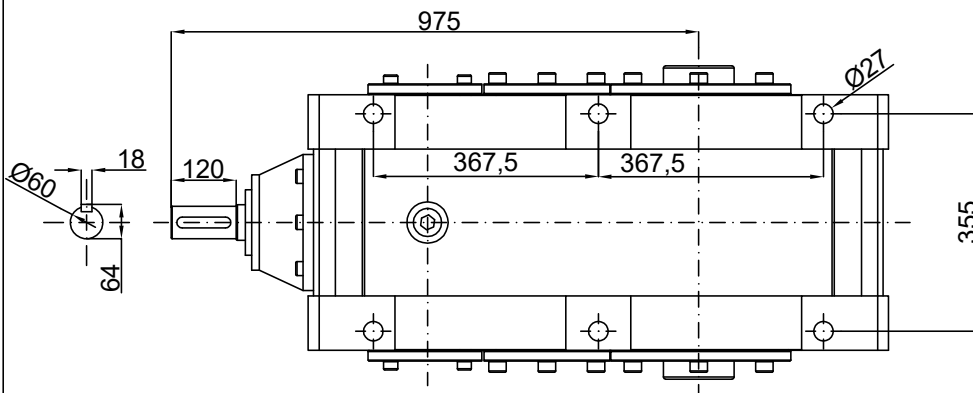
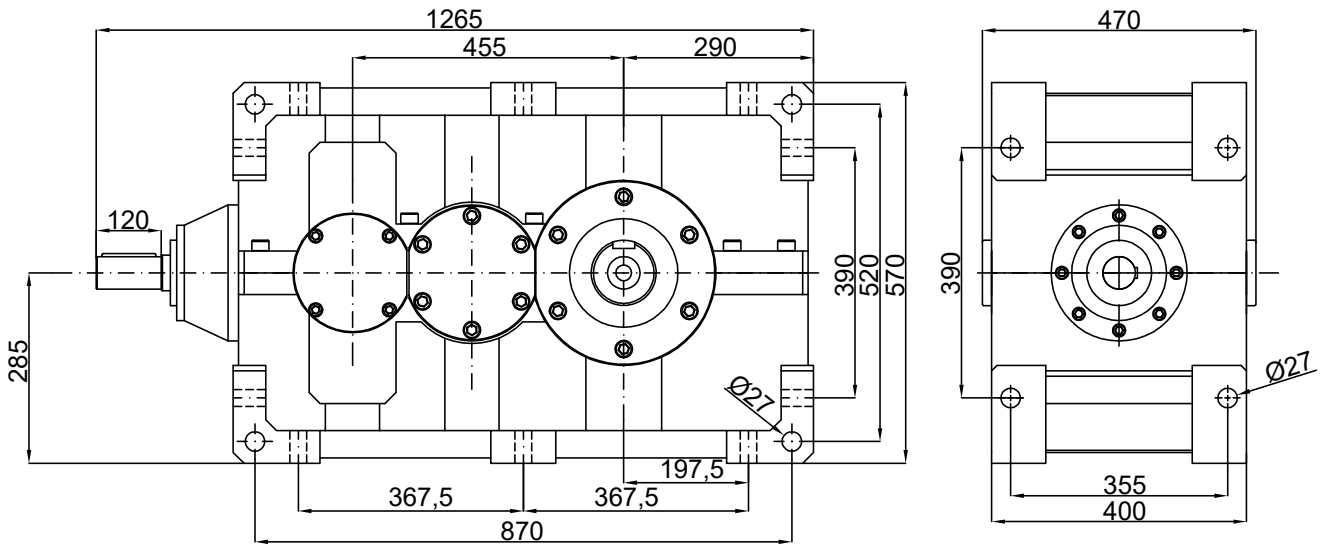


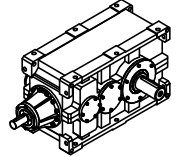
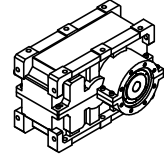
KB 455-3



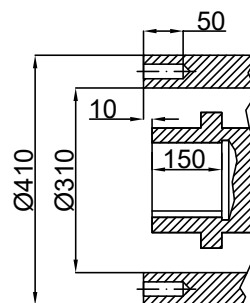
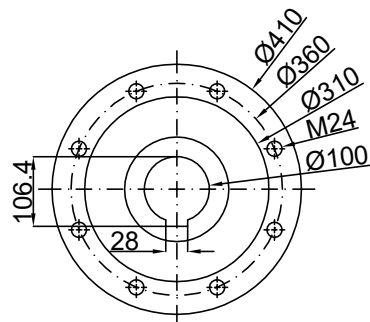
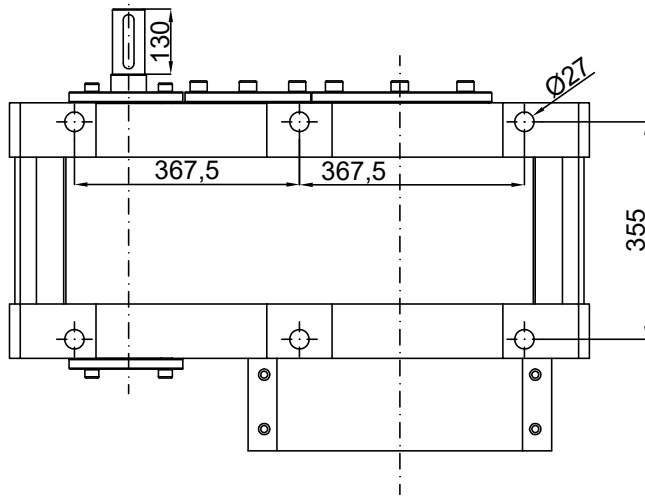
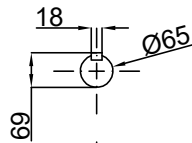
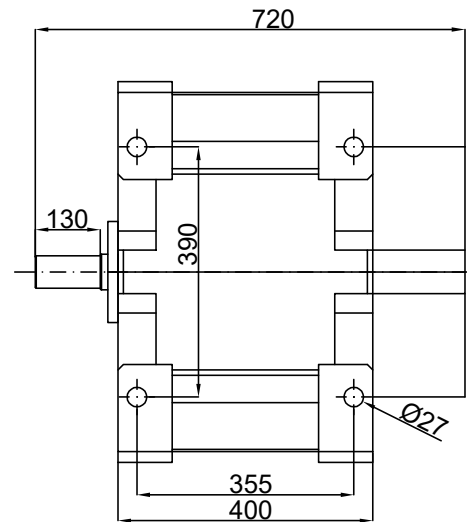
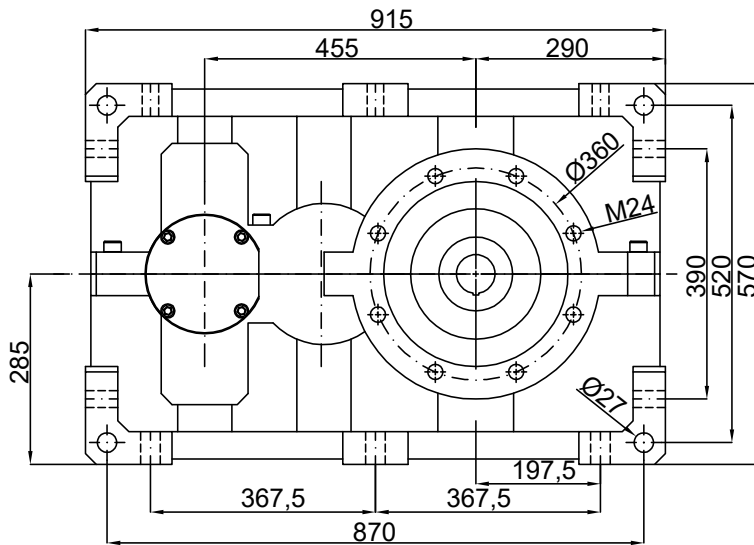


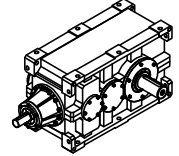
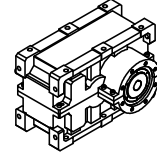
KBD 455-3



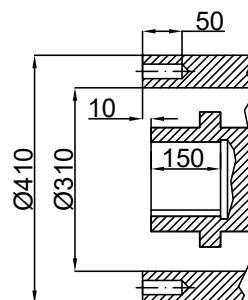
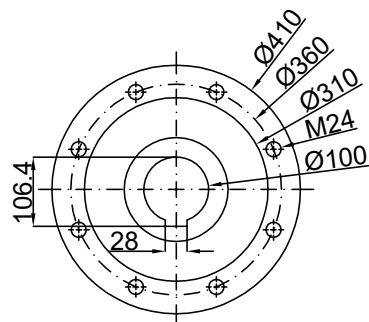
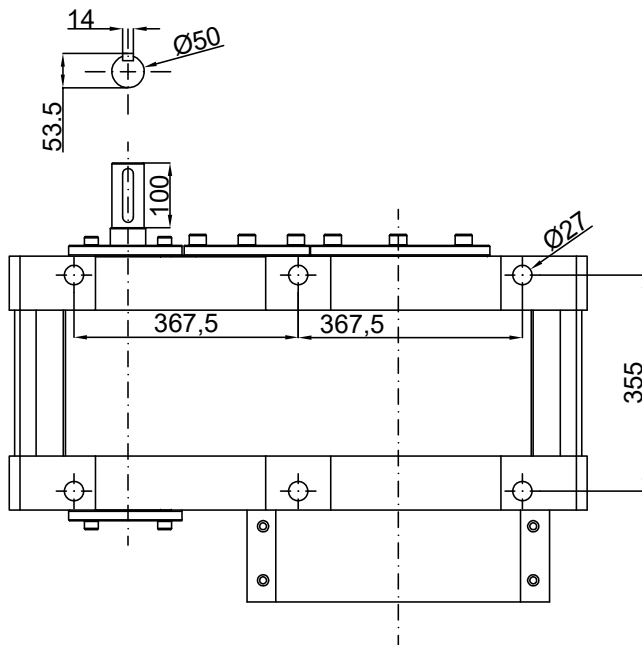
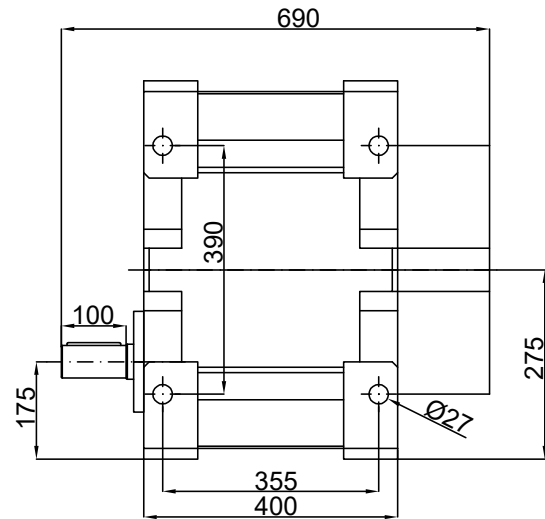
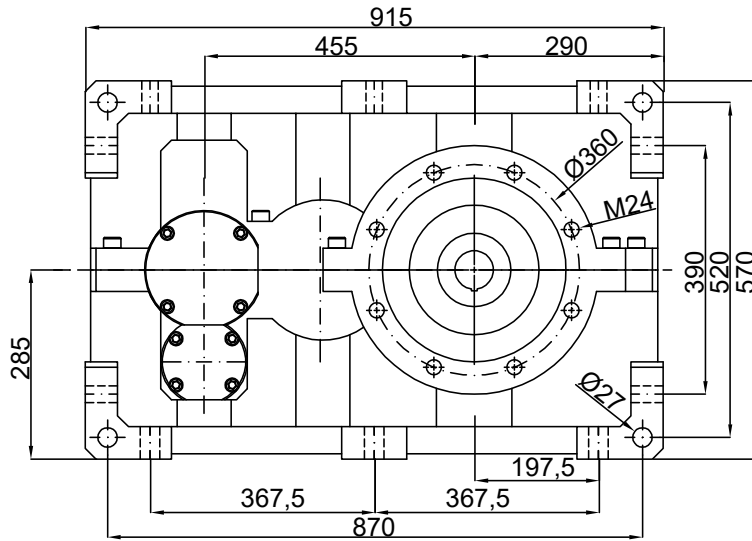


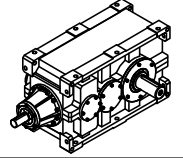
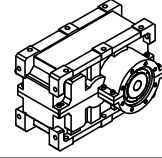
EK 455-2



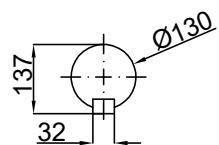
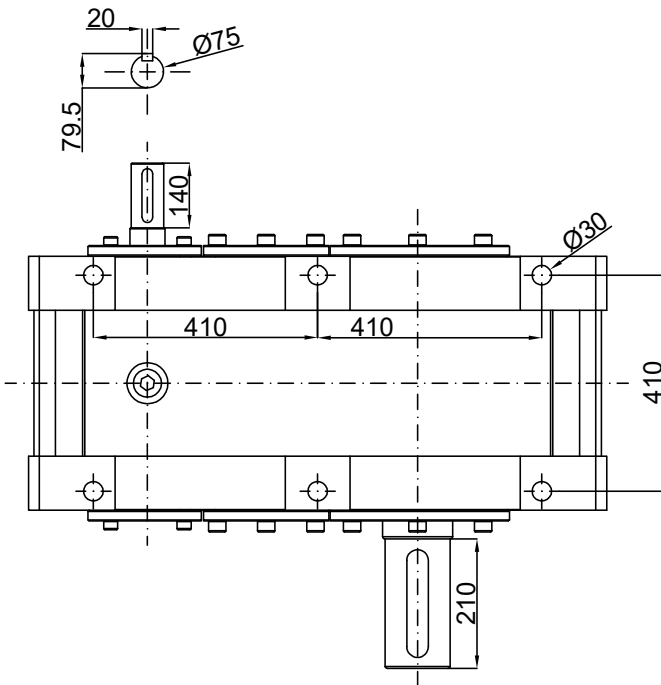
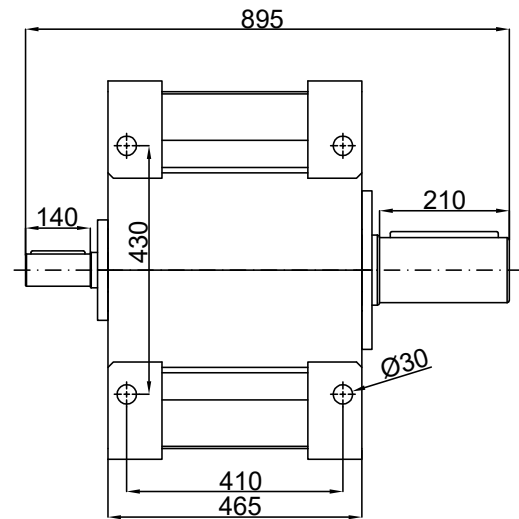
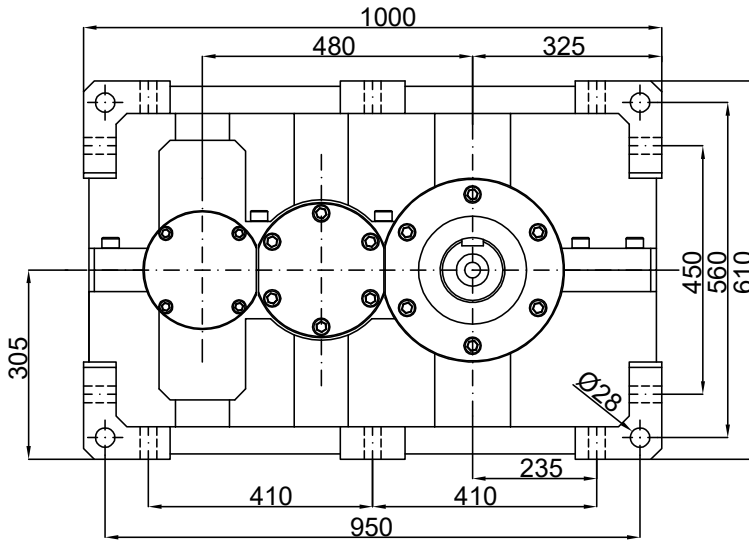


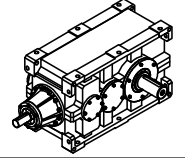
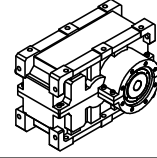
EK 455-3



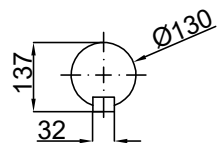
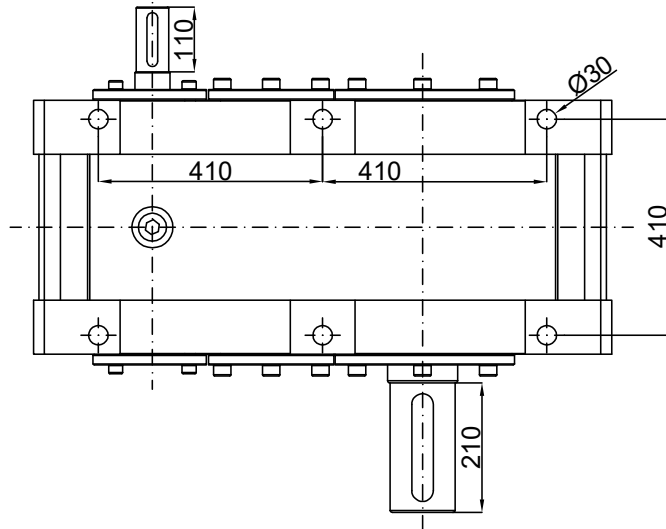
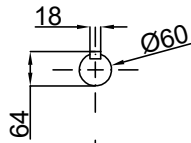
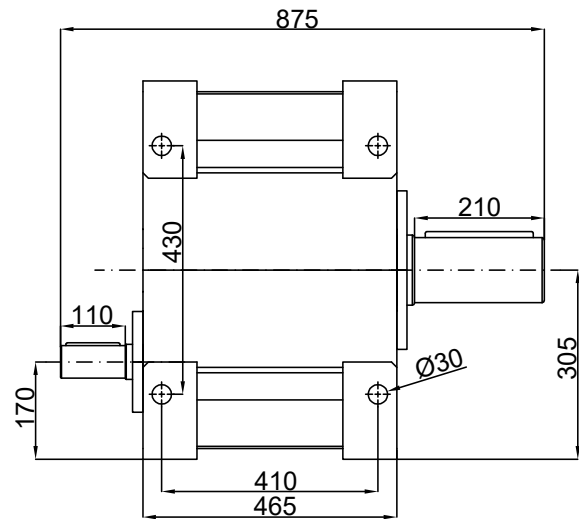
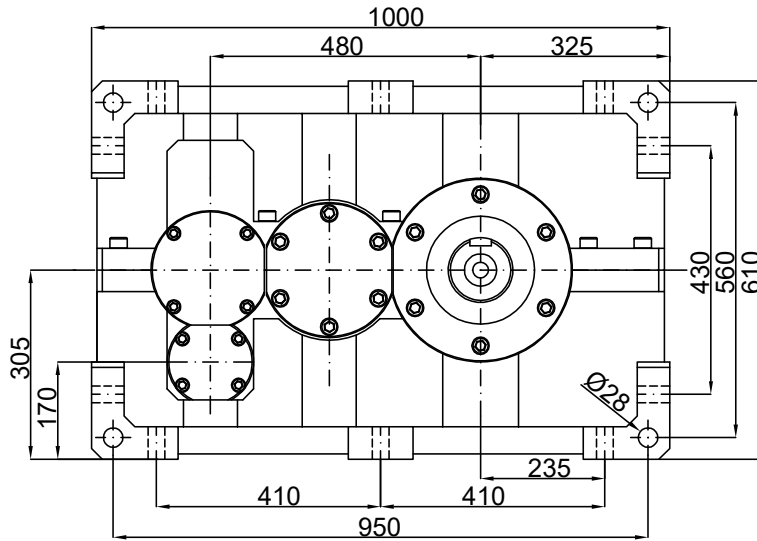


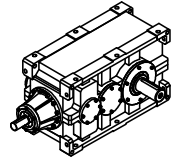
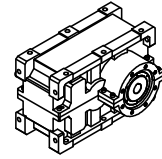
K 480-2



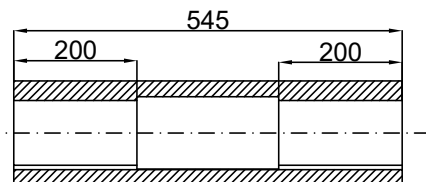
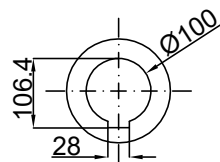
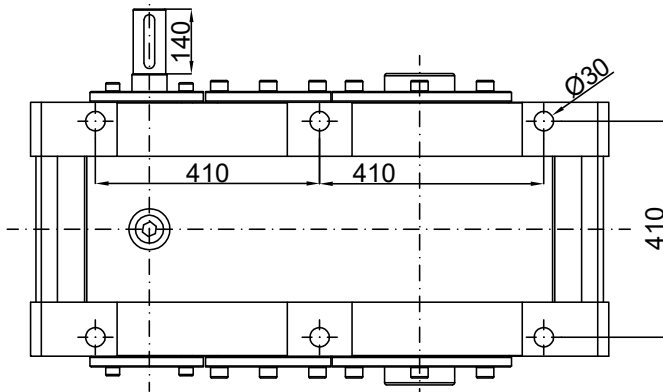
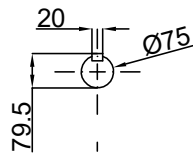
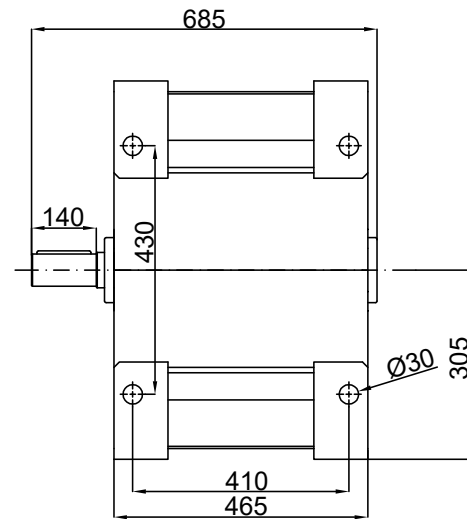
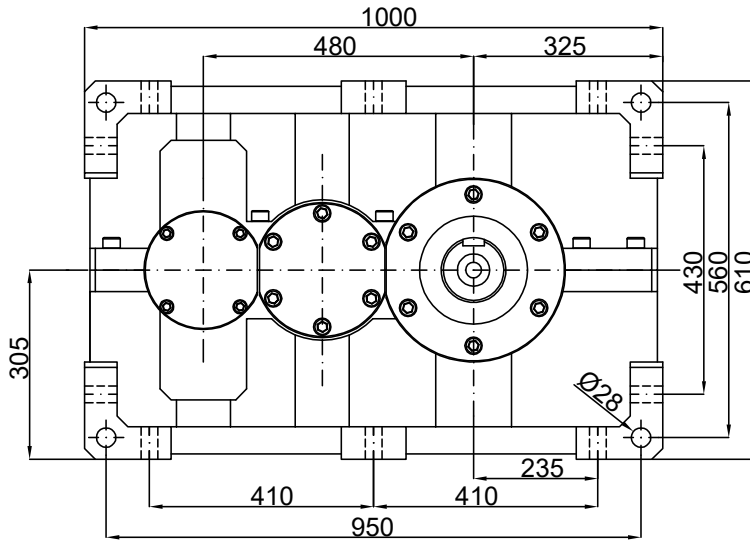


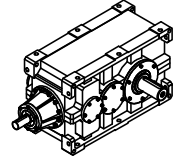
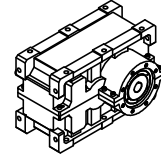
K 480-3



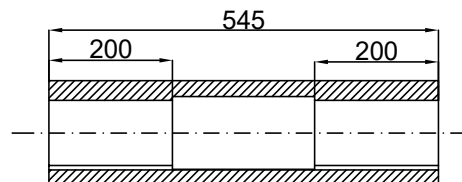
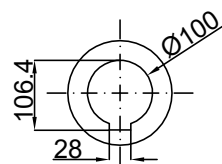
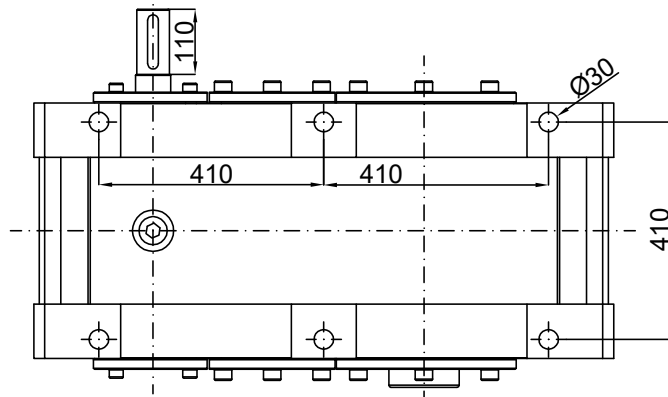
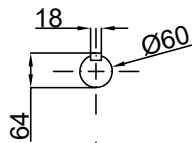
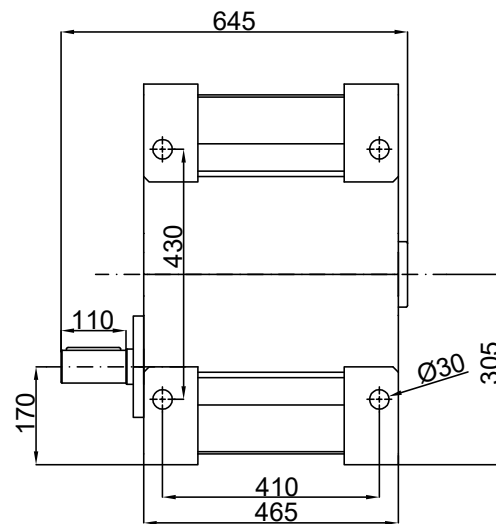
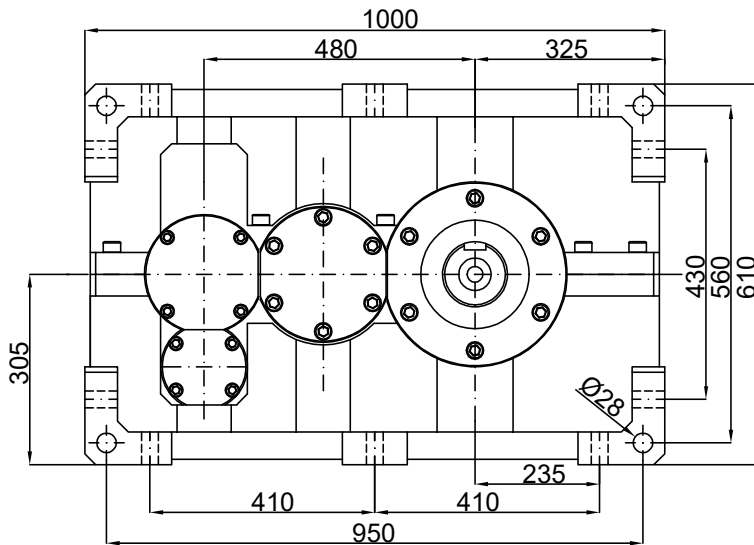


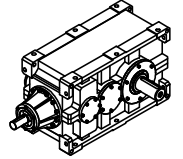
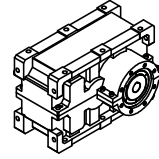
KD 480-2



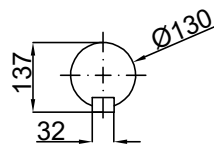
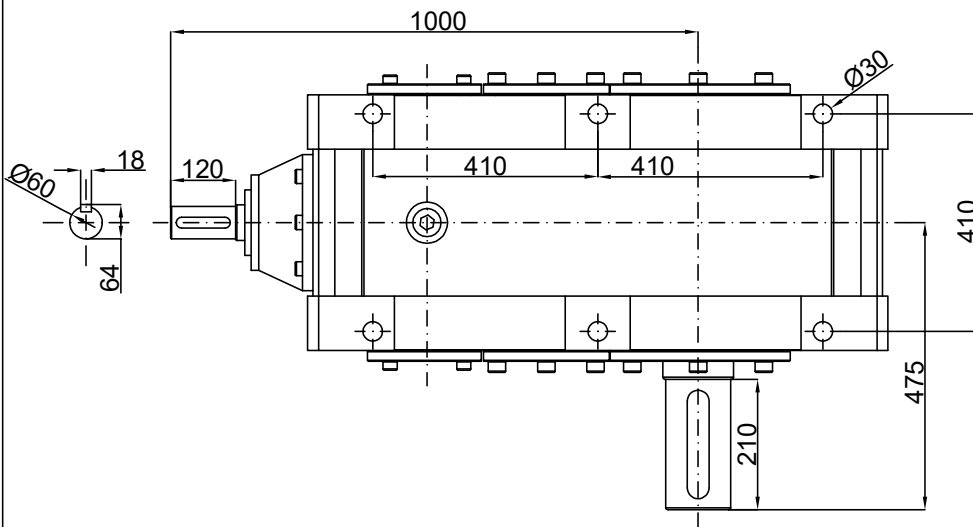
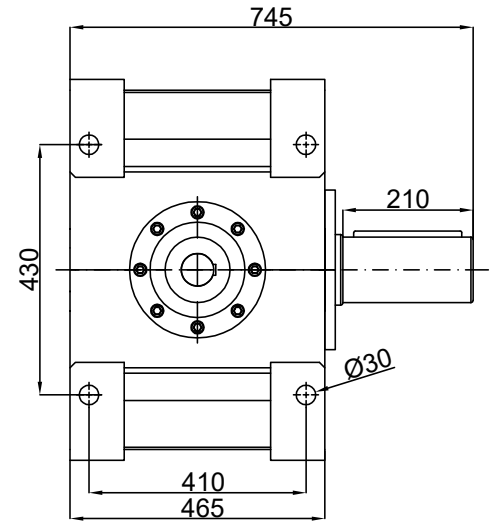
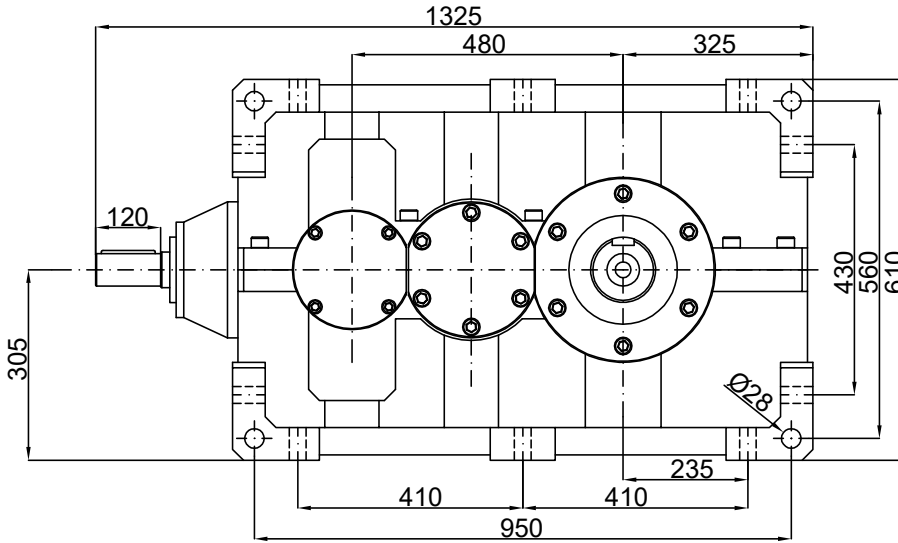


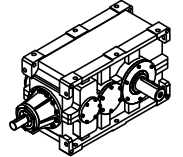
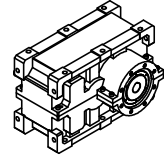
KD 480-3



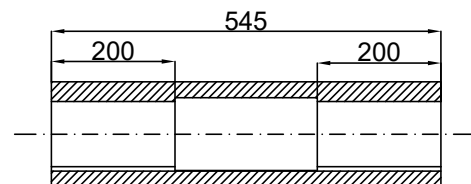
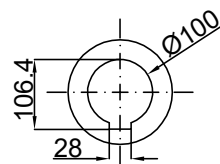
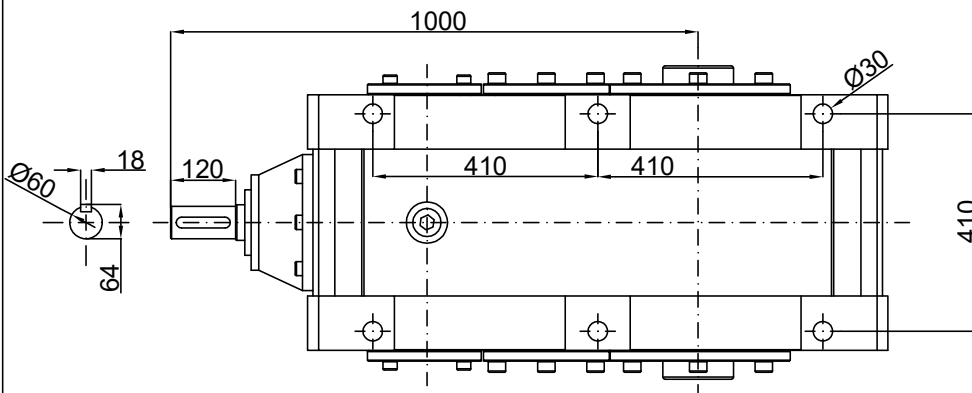
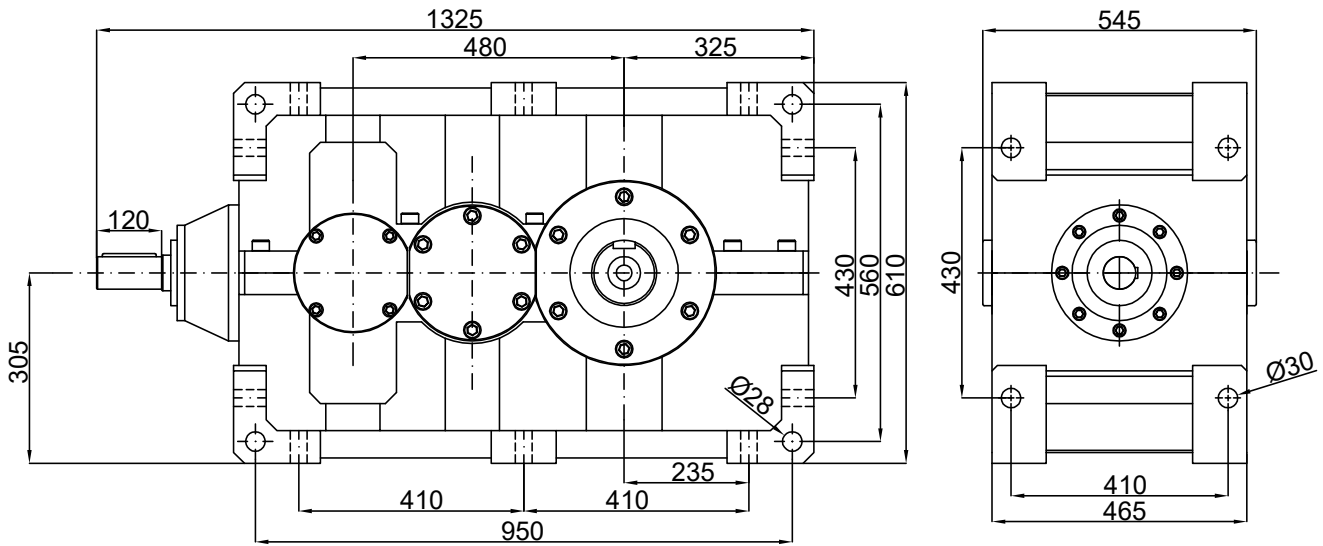


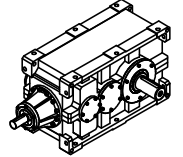
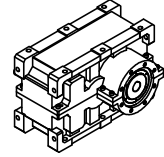
KB 480-3



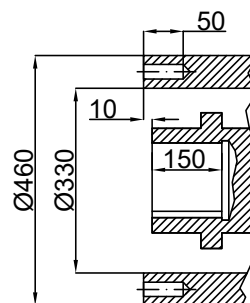
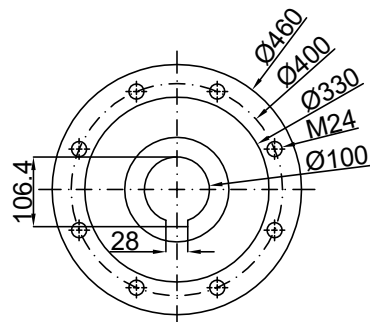
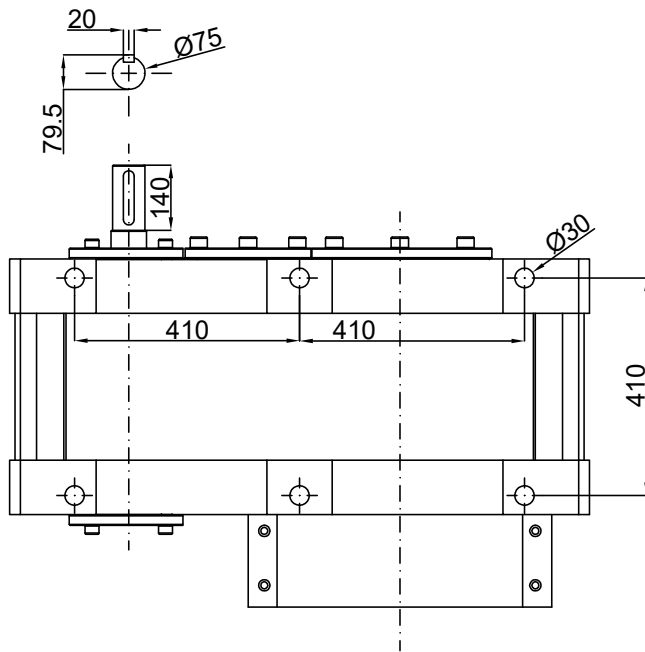
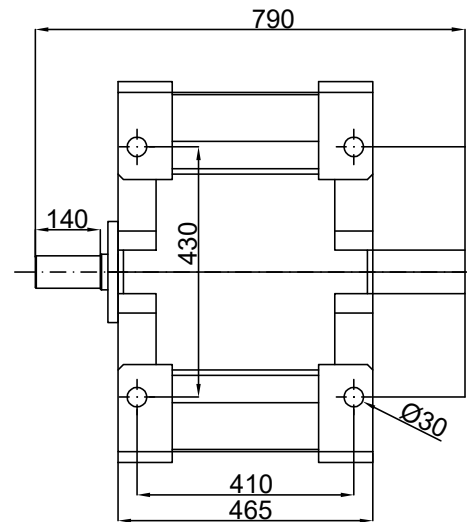
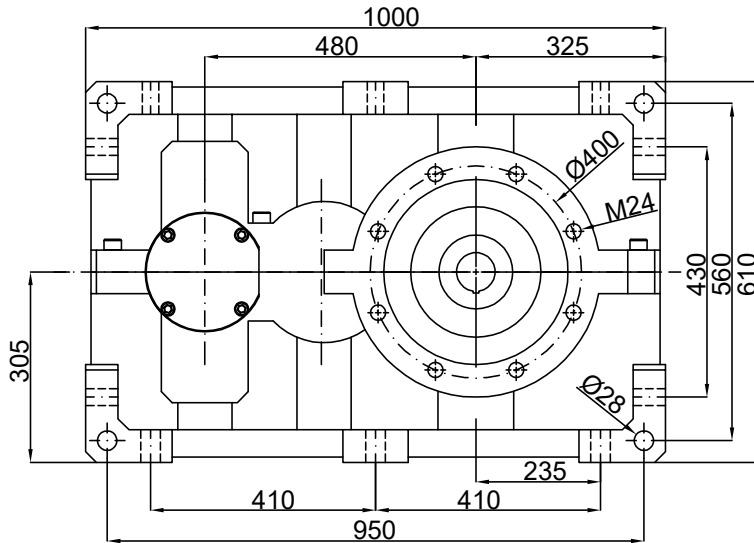


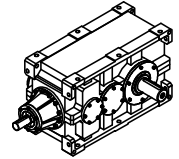
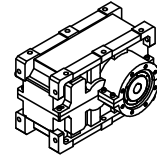
KBD 480-3



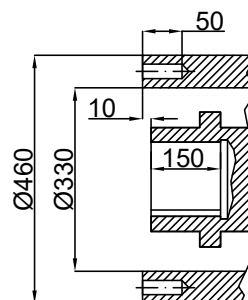
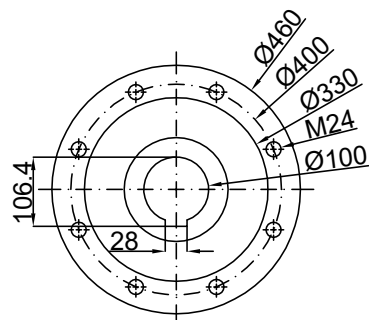
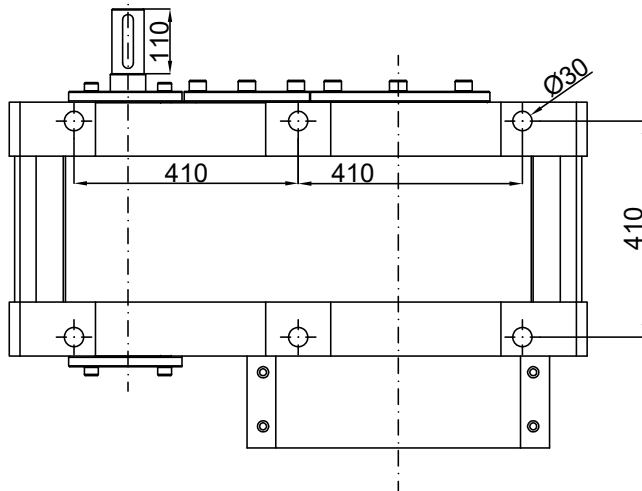
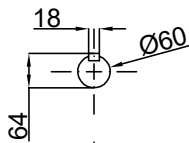
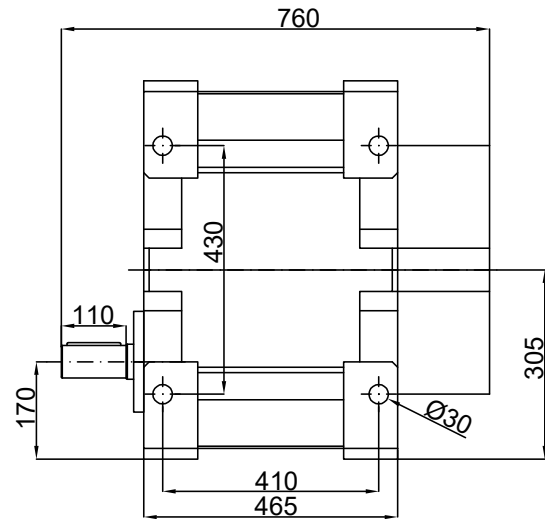
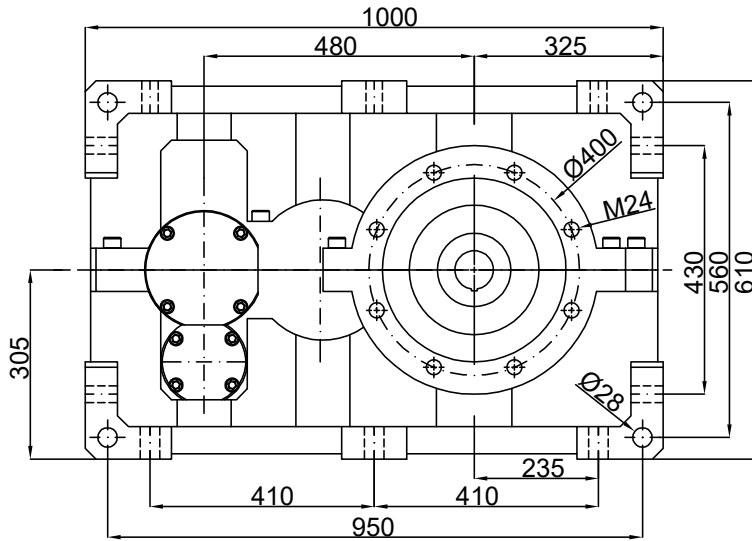


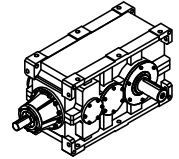
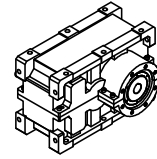
EK 480-2



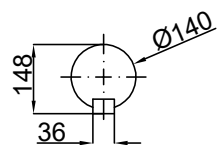
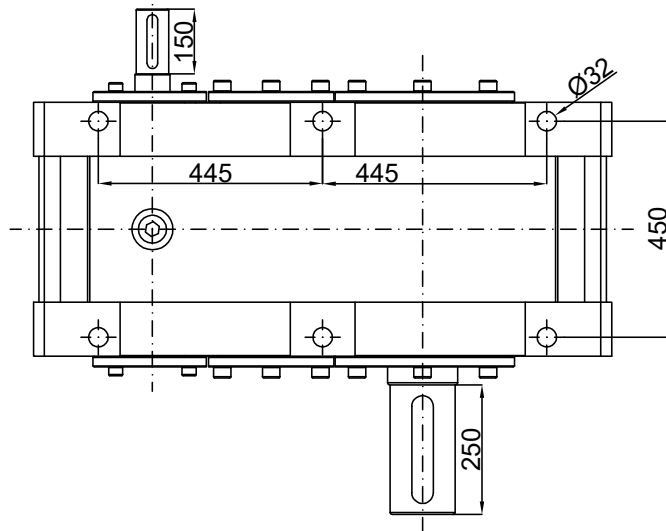
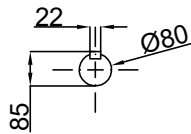
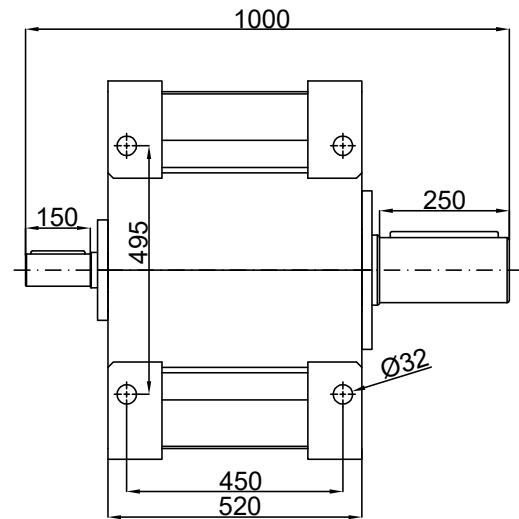
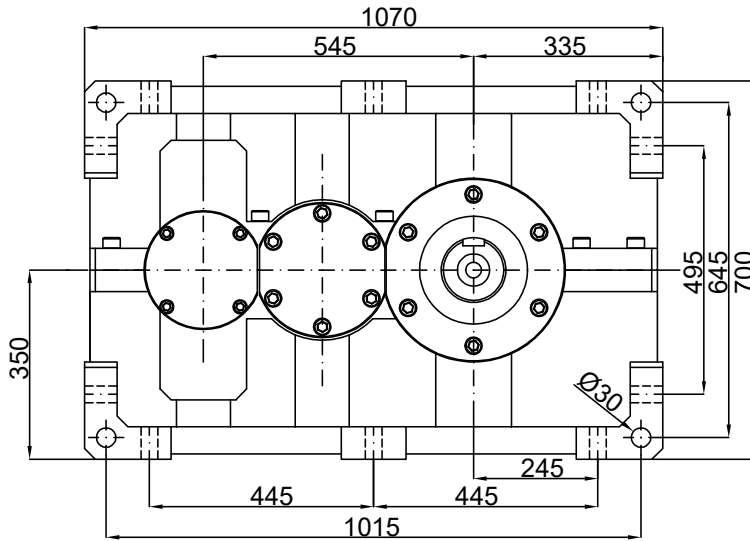


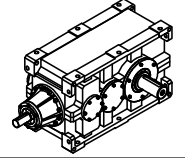
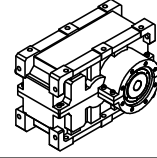
EK 480-3



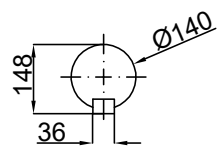
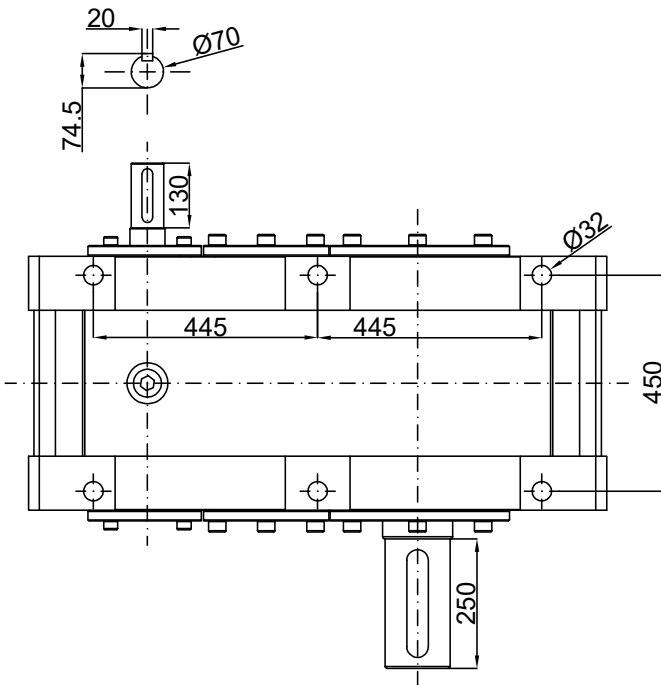
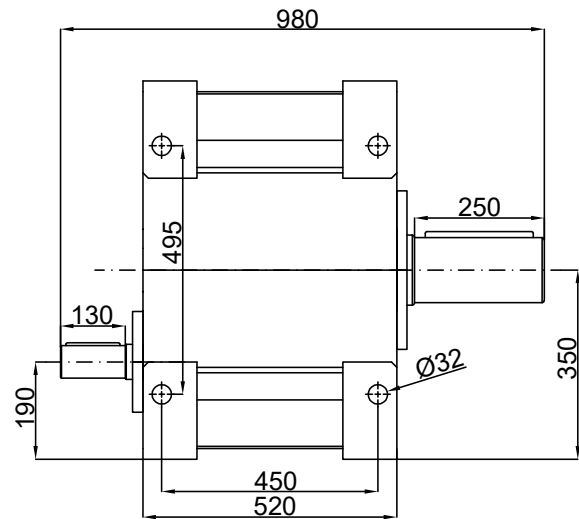
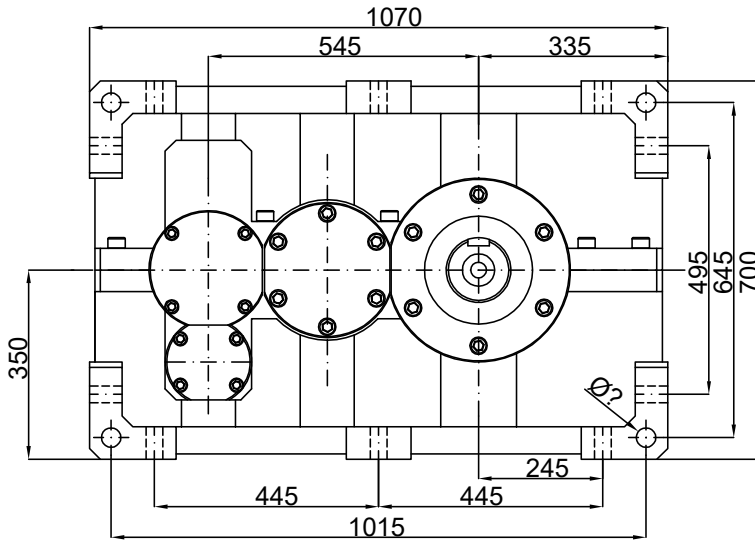


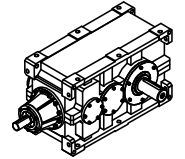
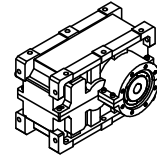
K 550-2



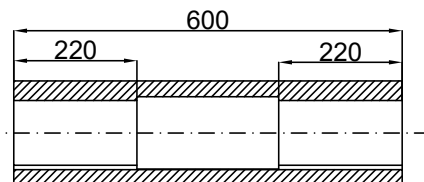
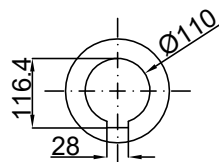
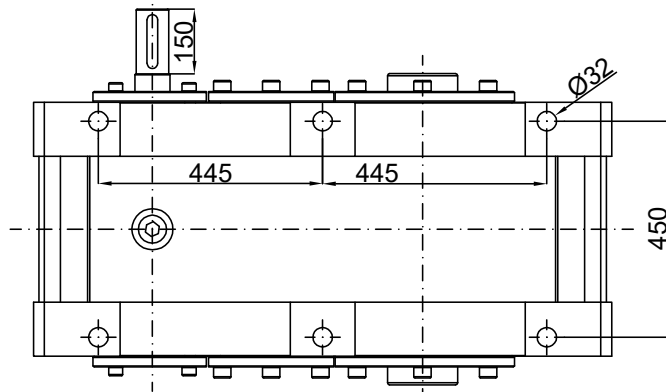
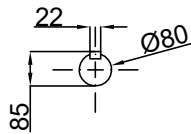
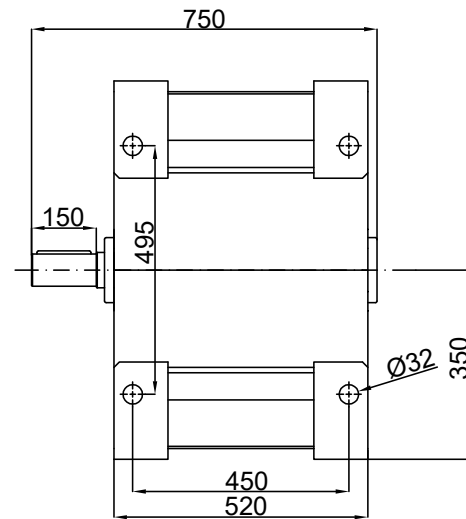
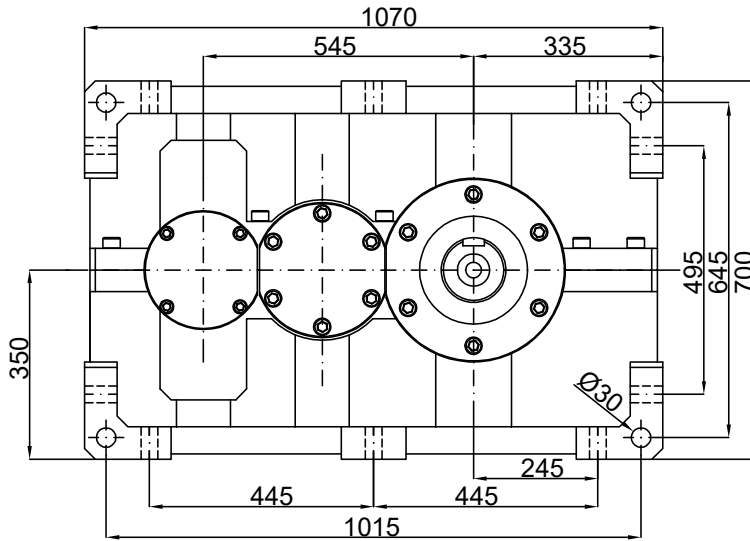


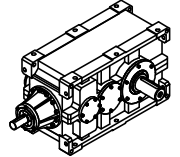
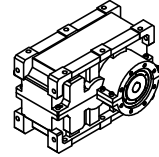
K 550-3



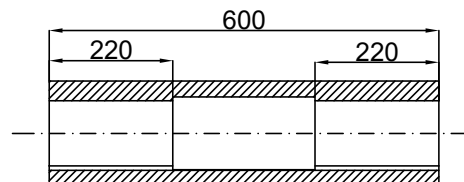
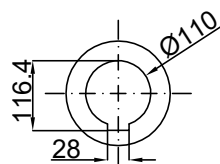
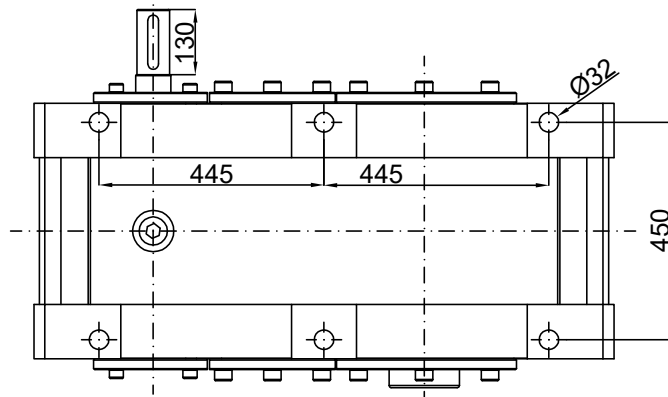
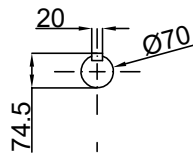
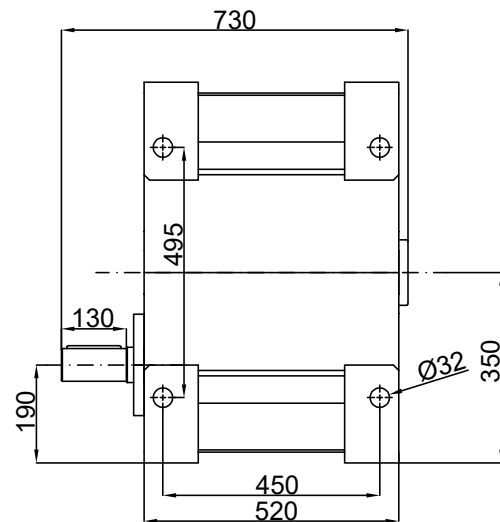
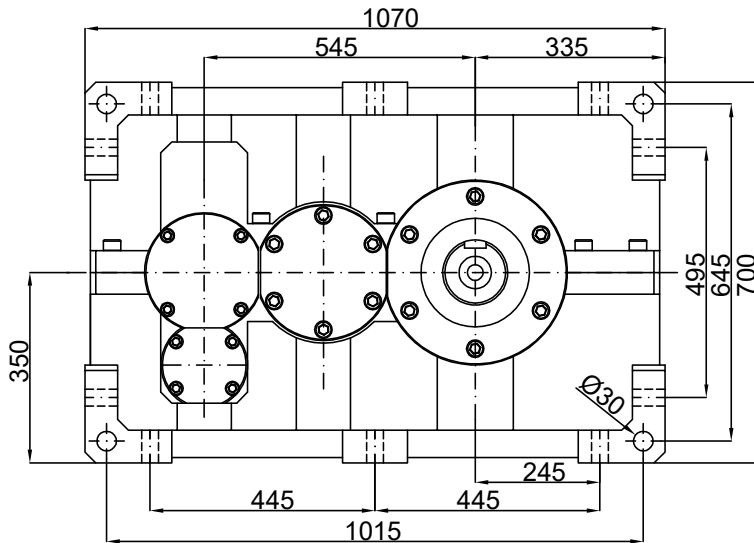


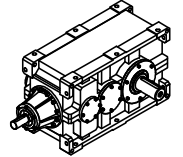
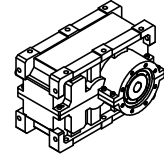
KD 550-2



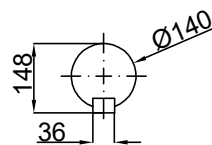
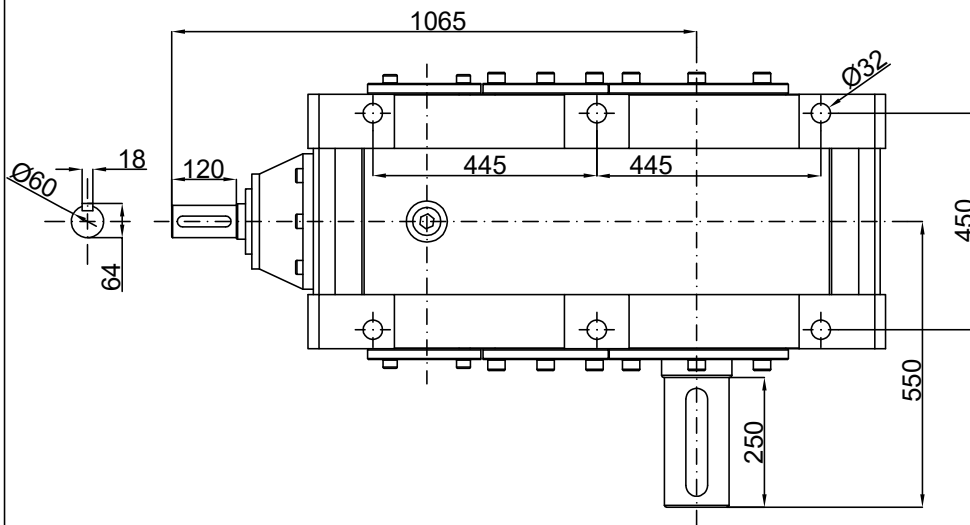
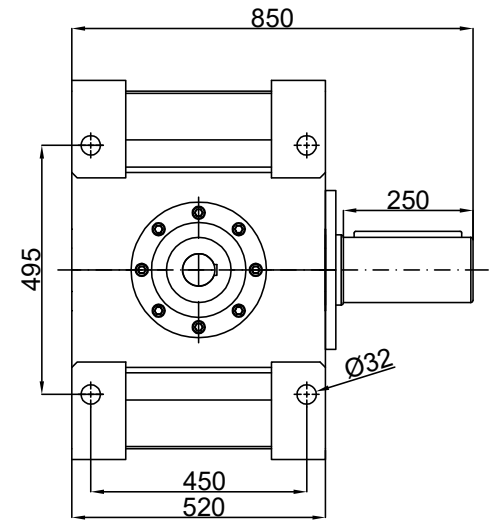
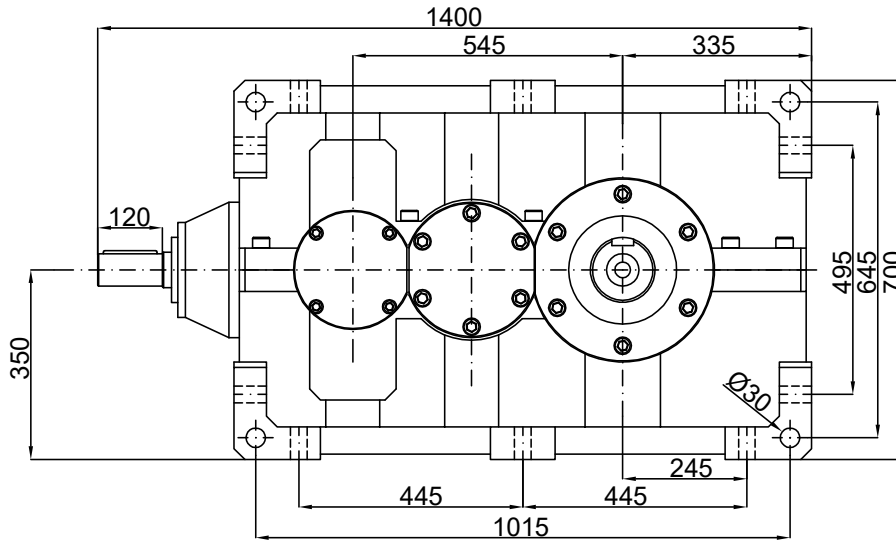


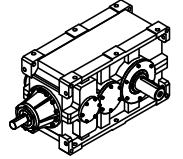
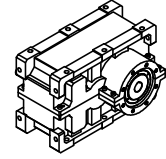
KD 550-3



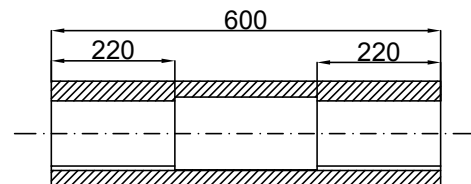
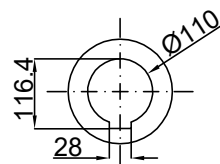
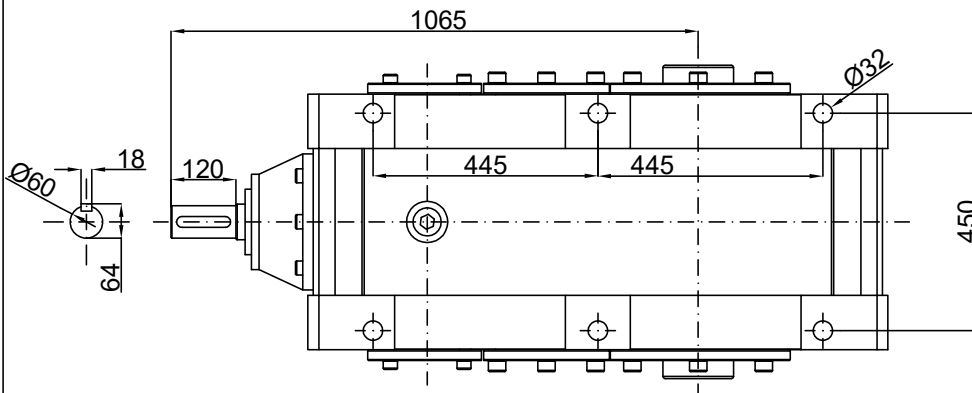
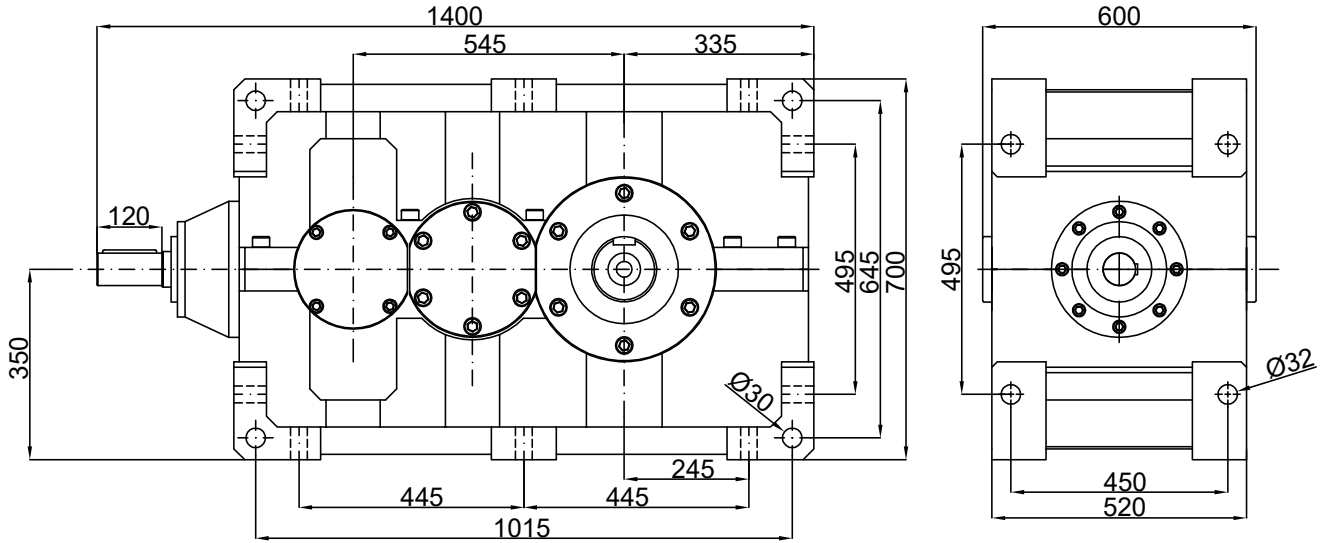


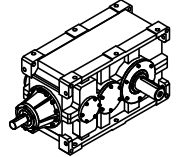
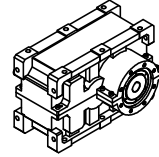
KB 550-3



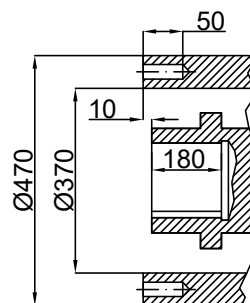
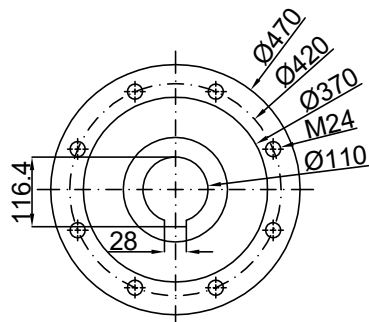
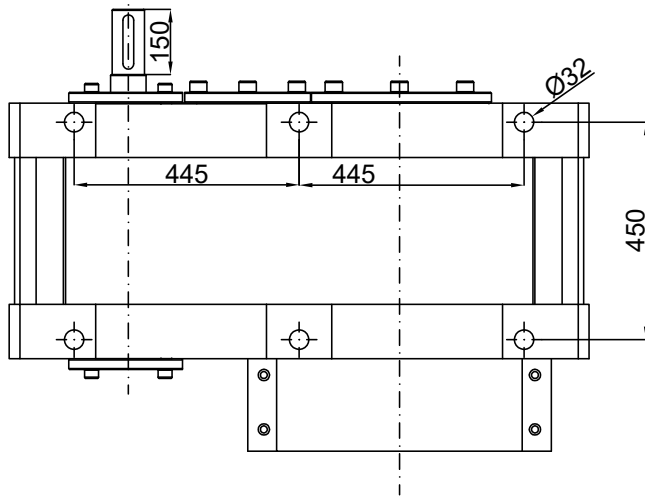
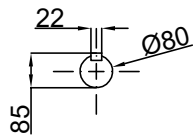
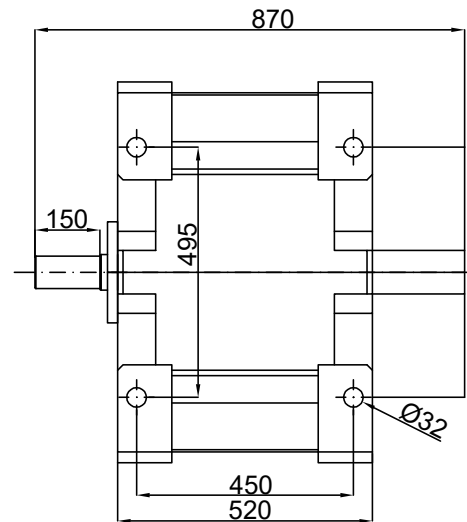
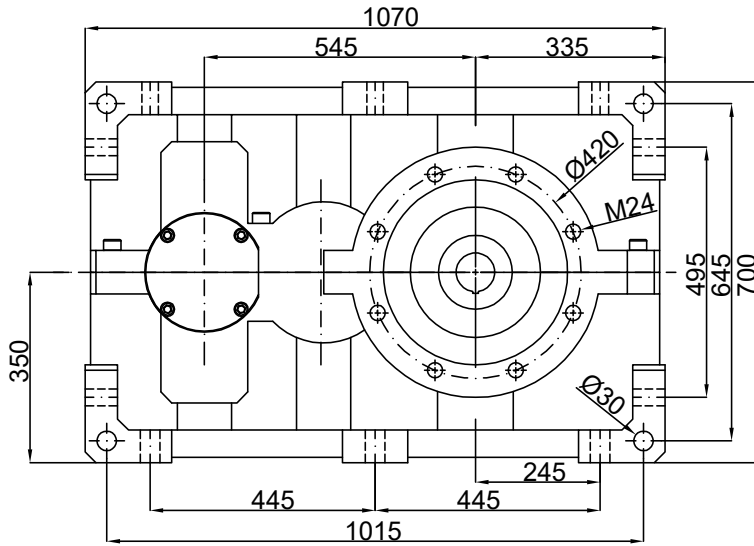


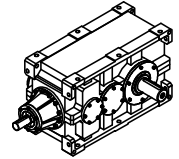
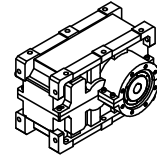
KBD 550-3



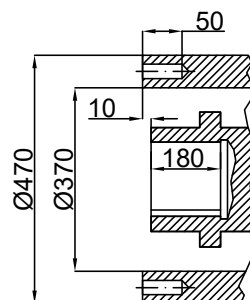
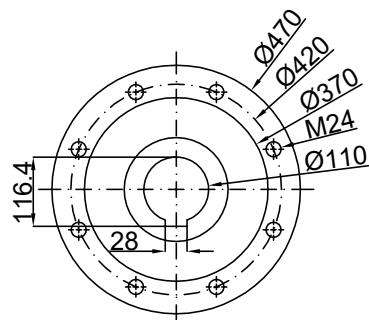
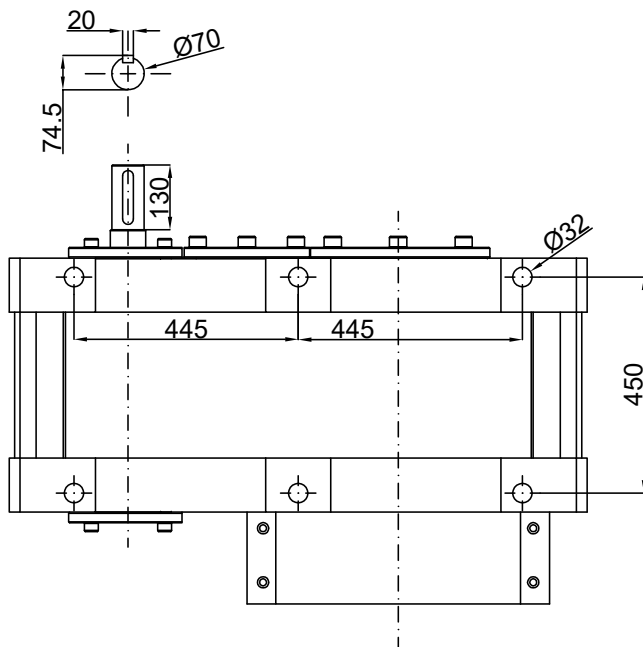
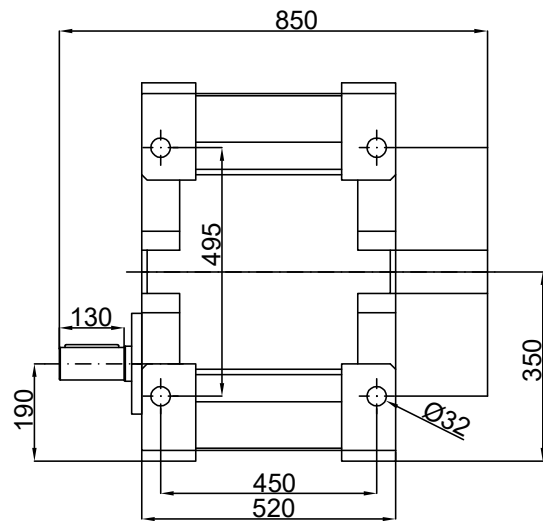
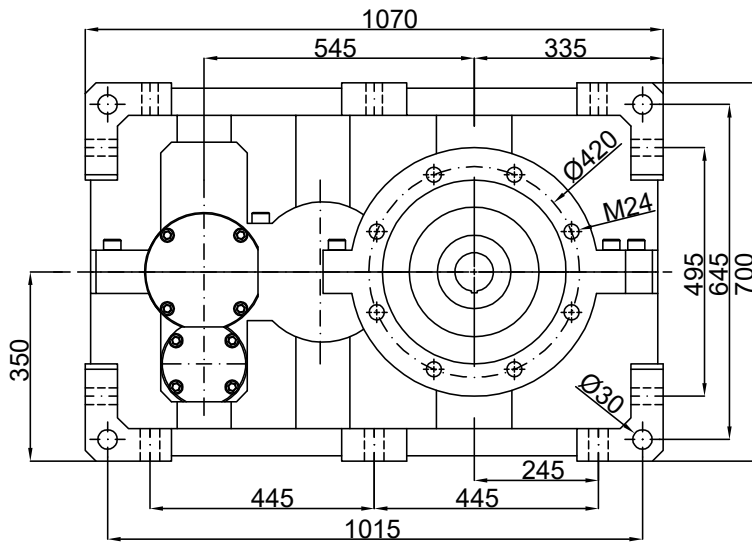


EK 550-2







EK 550-3



NOTLAR



NOTLAR



NOTLAR

